



What's New & Roadmap

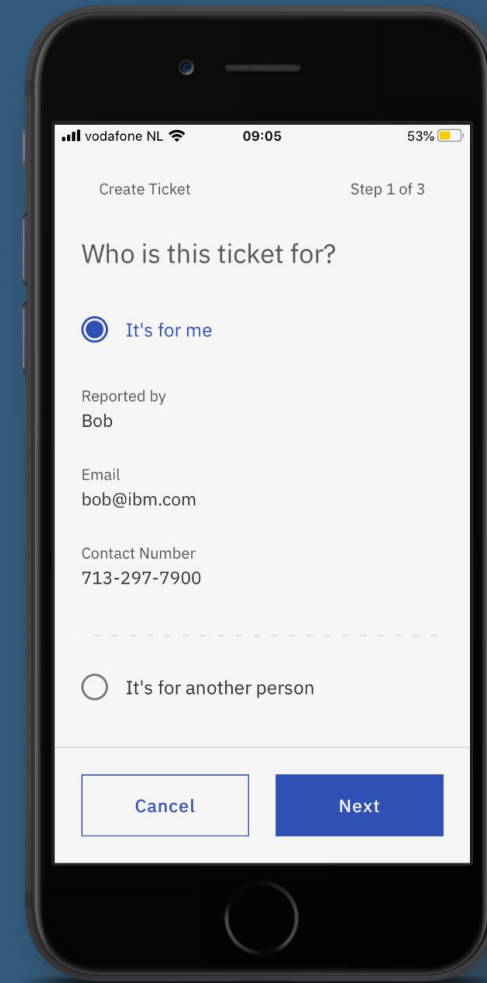


Topics

IBM Control Desk
IBM Maximo
Maximo Application Suite

Control Desk

7.6.1.3



The image shows a smartphone screen with the 'Create Ticket' app interface. The status bar at the top shows 'vodafone NL', signal strength, Wi-Fi, time '09:05', and battery '53%'. The app header includes 'Create Ticket' and 'Step 1 of 3'. The main heading is 'Who is this ticket for?'. There are two radio button options: 'It's for me' (selected) and 'It's for another person'. Below the options, the form displays 'Reported by Bob', 'Email bob@ibm.com', and 'Contact Number 713-297-7900'. At the bottom, there are 'Cancel' and 'Next' buttons.

Create Ticket Step 1 of 3

Who is this ticket for?

☒ It's for me

Reported by
Bob

Email
bob@ibm.com

Contact Number
713-297-7900

☐ It's for another person

Cancel Next

Language selection option in Service Portal

Language selection option in Service Portal when the SSO (Single Sign-On) is enabled

The screenshot shows the Service Portal dashboard for a user named MAXADMIN. The browser address bar indicates the URL is localhost:3000/portal/default/agent/#/dashboard. The dashboard header includes a 'Service Portal' title, navigation links for 'DASHBOARD' and 'TICKETS', and a 'Language' dropdown menu currently set to 'English'. This dropdown menu is circled in blue. Below the header, the 'My Open Tickets' section shows a 'Ranked By Internal Priority' gauge at 0 and a table with columns for Ticket #, Description, Status, Internal Priority, Age, and Time to Resolve. The 'Unassigned Tickets' section shows a 'Ranked By Internal Priority' gauge at 8 and a table with columns for Ticket #, Description, Age, and Internal Priority. The 'All Open Tickets' section shows a 'Ranked By Status' gauge at 9.

Service Portal

MAXADMIN

Language English

DASHBOARD TICKETS

My Open Tickets

Ranked By Internal Priority

0

Total Tickets In Progress Not Started Resolve Date at Risk

Ticket # Description Status Internal Priority Age Time to Resolve

0

Dr... (0)
Groß (0)
Mi... (0)
G... (0)
Pl... (0)
Un... (0)

Unassigned Tickets

Ranked By Internal Priority

8

Ticket #	Description	Age	Intern...
1005	Laptop sehr langsam	2 days	● Una...
1002	Opeartions problem	5 days	● Una...
1003		2 days	● Una...
1004	Betriebsproblem	2 days	● Una...
1001		5 days	● Una...

All Open Tickets


Ranked By Status

9


Customization, branding & colors on IBM Control Desk mobile app

Administrators can now do several customizations on the mobile app user interface to reflect a corporate brand.

► Mobile App Customization Scope



Default IBM Brand Icon
(The IBM Logo at the bottom of the screen)



Default IBM Brand Name
(Title “**IBM Control Desk**” Customization)



Header Background & Text Colors
(Screens Header and Texts Colors)

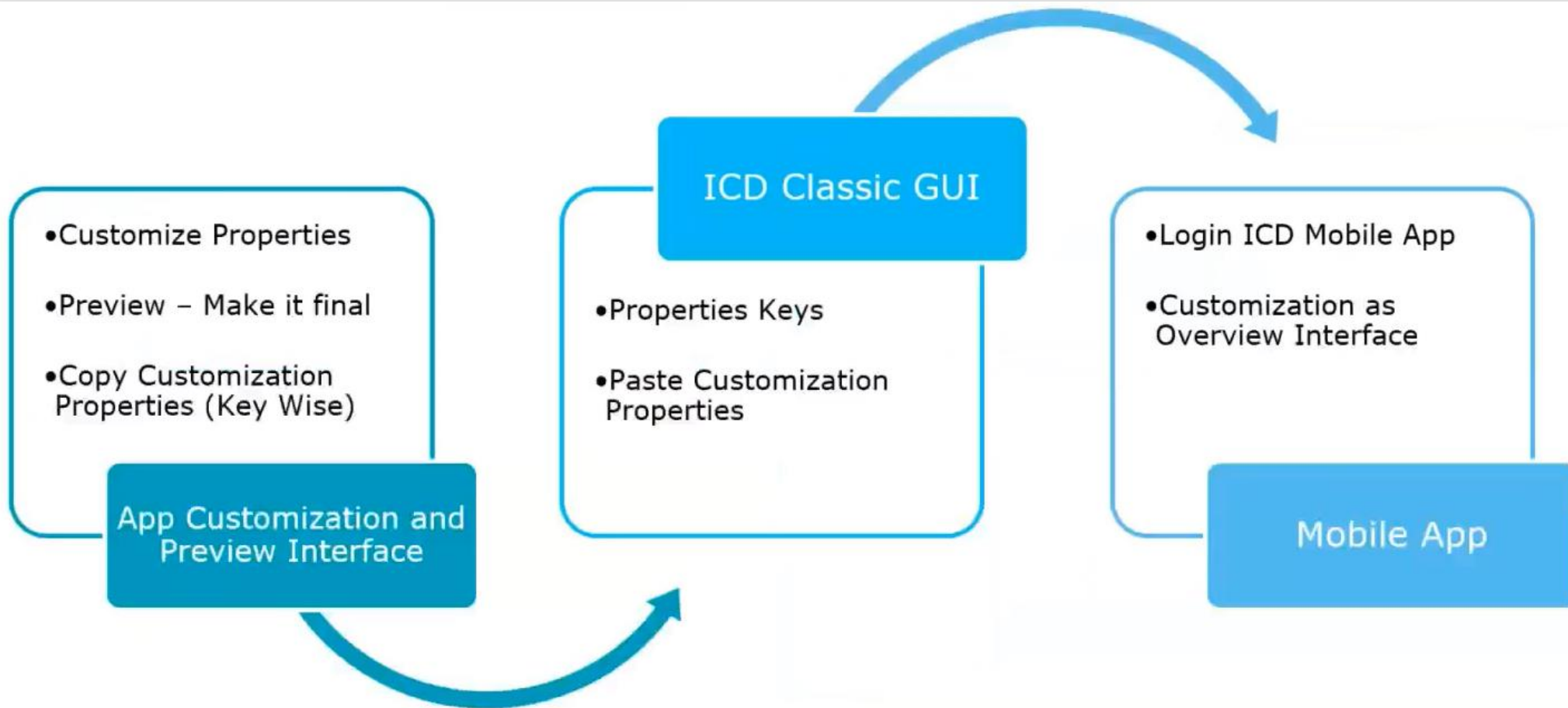


Screens Background
(User On-boarding and Dashboard)

Customization, branding & colors on IBM Control Desk mobile app

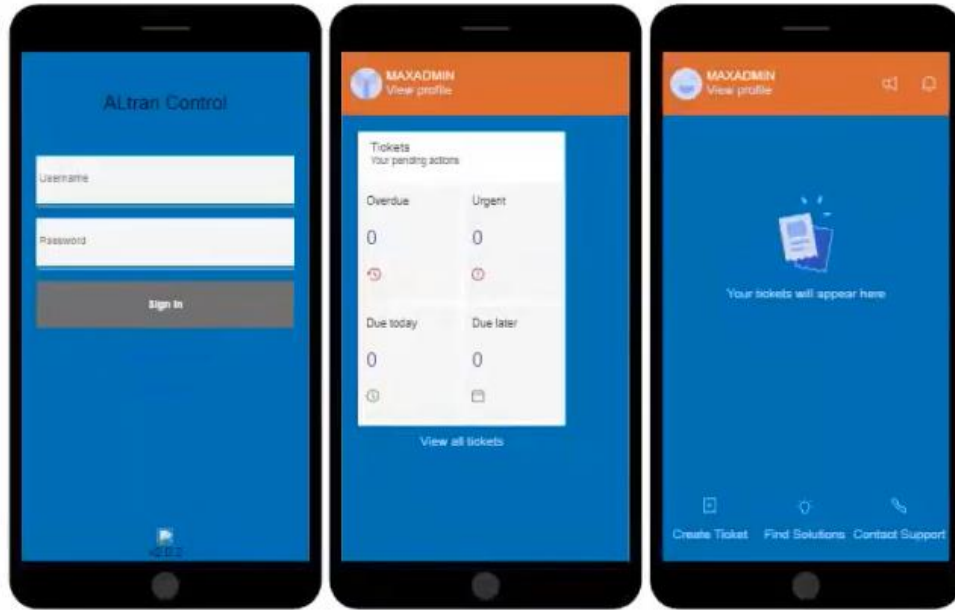
Administrators can now do several customizations on the mobile app user interface to reflect a corporate brand.

► How to customize the Mobile App? – 3 steps process



Customization, branding & colors on IBM Control Desk mobile app

Administrators can now do several customizations on the mobile app user interface to reflect a corporate brand.



Branding

mobile.customization.brandicon
Choose File altran1.png

mobile.customization.brandtitle
Altran Control

mobile.customization.logintitlecolor
#000000

Submit

mobile/altran11610461867365.png

Header

mobile.customization.headercolor
#cd6034

mobile.customization.headertextcolor
#f6f6f6

mobile.customization.headerimagebackgroundcolor
#3151b7

mobile.customization.pagetextcolor
#f6f6f6

mobile.customization.pageimagebackgroundcolor
#3151b7

mobile.customization.buttonbackgroundcolor
#3151b7

mobile.customization.buttontextcolor
#f6f6f6

Icons background color opacity

What's new in Control Desk 7.6.1.3

What's new in IBM Control Desk version 7.6.1.3

New features and capabilities in version 7.6.1.3 of IBM® Control Desk can help your organization achieve greater efficiency.

Tivoli®'s process automation engine (TPAE) version 7.6.1.2

This version of IBM Control Desk runs on TPAE version 7.6.1.2

Language selection option in Service Portal when the SSO (Single Sign-On) is enabled

In previous releases, when SSO is enabled:

- The user was not able to select different languages for the Service Portal GUI.
- The Service Catalogue in the Service Portal always displays the offerings/services in the default language only.

IBM Control Desk 7.6.1.3 provides enhancements in the Service Portal GUI and gives an option to the user to select different languages when SSO is enabled.

During the rating of a Solution in Service Portal, successfully Solution applied count is now stored in the ICD backend

For the Self Service Center in Service Portal, the following enhancements have been introduced similar to the functionalities in the Self Service Center of IBM Control Desk. For more details, see [Reporting issues in the Self Service Center](#).

1. When you search solution on the **Report issue** page and click the searches in virtual assistant, a pop-up will be displayed. A new field **Number of times applied** has been added on the pop-up page to show the number of times that users have applied solution successfully.
2. After you have reviewed the searched solution and clicked the **cancel** icon, a pop-up **Your Feedback** with the following options will be displayed. Click one of the following buttons next to the text, **Does this solution solve your problem?**
 - **Yes** — The solution gave you the information you needed and the count for the **Number of times applied** will increase by 1. The system creates a new service request with the status as **RESOLVED**.
 - **No** — You were not able to find a solution to your issue. The system closes the pop-up window and the **Report issue** page is displayed again. You can fill all the details on the **Report issue** page to creates a new service request with status as **NEW** or **QUEUED** (in case you select a specific template from **Additional ticket information**).
 - **Not sure** — This solution did not give you the information you needed but you would like to search again. The pop-up will be closed and the **Report issue** page is displayed again.

What's new in Control Desk 7.6.1.3

What's new in IBM Control Desk version 7.6.1.3

New features and capabilities in version 7.6.1.3 of IBM® Control Desk can help your organization achieve greater efficiency.

Addition of removed features related to the topology diagram

Previously, in IBM Control Desk 7.6.0.4 release, features related to topology diagram were removed from Configuration Items application and Change application. IBM Control Desk 7.6.1.3 provides enhancements in the topology diagram and re-introduced it in the Configuration Items application and Change application. See [Viewing a CI topology for actual configuration items](#) and [Viewing an impact analysis topology](#).

Deployer's Workbench is upgraded and now support TADDM Simplified Model

In the previous IBM Control Desk 7.6.1.2 release, TADDM Simplified Model was integrated with IBM Control Desk.

Deployer's Workbench is upgraded with security bug fixes in IBM Control Desk 7.6.1.3 and now supports a review of the TADDM Simplified Model in addition to the older Common Data Model. For more details, see [Deployer's Workbench](#).

Customization, branding, and colors on IBM Control Desk mobile app

IBM Control Desk 7.6.1.3 provides enhancements in the mobile app so that the administrators can now do several customizations on the mobile app user interface to reflect a corporate brand.

See [Customizing the Mobile App user interface](#).

Replaced UIWebView API with WKWebView API in mobile application

Apple has deprecated UIWebView and will stop accepting submissions of apps that use UIWebView APIs. For more details and updates, see [News and Updates](#) on the Apple website.

IBM Control Desk 7.6.1.3 provides enhancements in the ICD Mobile iOS app version 2.0.2, see [Replacing UIWebView with WKWebView in ICD Mobile iOS app](#).

Upgrade of Lucene jar from version 2.9.4 to version 8.5.2 that enable Lucene search for additional 8 language

Lucene search engine is used for full-text search in several IBM Control Desk application such as Global Search, Self-Service Center, Service Portal etc. In previous IBM Control Desk releases, Lucene jar version 2.9.4 is supported that enable Lucene search for 17 language in IBM Control Desk.

IBM Control Desk 7.6.1.3 provides upgraded Lucene jar version 8.5.2 that enable Lucene search for 25 language (additional 8 language compared to older Lucene jar 2.9.4). See [Lucene search engine](#).

Change the LDAP authentication setting to AZURE AD (Active Directory)

The user authentication is now supported through Azure AD, for more details see [Configuring Service Portal for single sign-on](#).

Customer "Best Practices" to containerize ICD over Kubernetes

IBM Control Desk 7.6.1.3 can be containerized over Kubernetes, see [IBM Control Desk containerization over Kubernetes](#).

IBM Control Desk Roadmap

Infrastructure
Integrations
Graphite based UI
Cognitive and automation

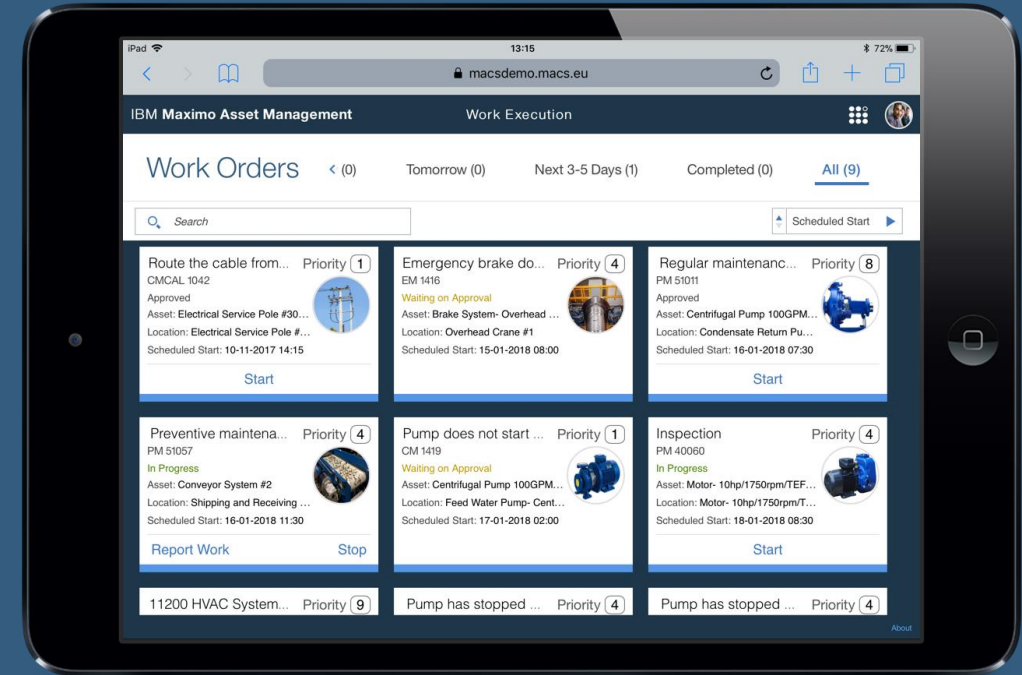
ICD 7.6.1.3 Dec 18, 2021		ICD short term YE 2021	ICD mid/long term 18-24 months
themes	Simplified Dynamic Environment Support	Mobile, Cognitive, Private Cloud; New customizable UI	Mobile, Cognitive, Private Cloud; New customizable UI
Continually Connected Humans & Simplified User Experience	Customize branding & colors on ICD native mobile app	Customized Assetnum / CINUM attribute in service portal	Maximo Work Center consistency - Role based, customizable work centers (including Service Portal) – Leverage Maximo 7.7 carbon-based UI/SDK
		Display Custom Table Data in Service Portal	SRE Work Center - Cloud/SRE team roles are supported out-of-the-box in ICD via Maximo 7.7 Work Centers
		Keyword tagging feature in Ticket Templates application	Mobile Push Notifications
Collaboration - Human and Cognitive	AZURE AD LDAP support	Cognitive Incident & Problem Mgmt (Watson AIOps Integration depending on availability of Interface from Watson AIOps)	Cognitive Incident & Problem Mgmt (Watson AIOps Integration)
	Language selection when SSO is used	ChatOps API Upgrade (Slack Deprecated APIs)	Virtual Help Desk (GTS chatbot content)
		Integrations - ManageIQ (freeware version for Cloudform)	GTS Quickstart content (Catalog, Workflows, Integrations)
Hybrid Cloud, DevOps, and IoT	Maximo TPAE 7.6.1.2	Maximo TPAE 7.6.1.3	Maximo Technology Pipeline (MAS) OOTB containerization, orchestration, multi-tenancy, carbon UI, customization
	Currency for integration with Maximo	Integration with Maximo – Compatibility Testing with ICD 7613	Cloud Pak for Multicloud Management – includes ICD on OpenShift; include Maximo to ICD technology pipeline OOTB integration with CP4MCM elements: CEM, CAM, Multicloud Manager, Ansible Tower
	Container & orchestration	MAS Ground Work POC (MAS alignment)	Token like License Model Support
	Currency of bundles libraries - Lucene and DW related	Jira Integration	DevOps toolchains – OOTB integration with Atlassian, OpsGenie, Github, Jenkins, UrbanCode, Tekton
	"Rate solution" in SSP is not stored in backend		
	Enhanced topology visualization (Ability to view and filter topology using Classification and relationship in CI application topology view)		

IBM's statements regarding its plans, directions, and intent are subject to change or withdrawal without notice and at IBM's sole discretion.



IBM Maximo

7.6.1.2



New Hierarchy view

Display more data like PM's and Spare Parts

Assets

Query

Find Asset

Select Action

Advanced Search

Save Query

Bookmarks

Assets

Filter

0 - 0 of 0

Asset

Description

To find record toolbar.

Drilldown

NEEDHAM - Needham Site - OPERATING

BOILER - Boiler Room - OPERATING

BR200 - HVAC System- Main Office - OPERATING

BR230 - Boiler Room Emergency Generator - OPERATING

BR300 - Boiler Room Reciprocating Compressor - OPERATING

BR400 - Main Boiler- 50,000 Lb/Hr - OPERATING

BR430 - Condensate Return Pump- Centrifugal/100GPM/60FTHD - OPERATING

BR450 - Feed Water Pump- Centrifugal/100GPM/60FTHD - OPERATING

BR460 - Burner, Gas Fired- For Boiler - OPERATING

11400 - Boiler- 50,000 Lb/Hr/ Gas Fired/ Water Tube -

11430 - Centrifugal Pump 100GPM/60FT HD -

11450 - Centrifugal Pump 100GPM/60FTHD -

49332 - Motor- 10hp/1750rpm/TEFC/254T Frame/440v/3ph/60hz -

CPUMP Q - Centrifugal Pump 100GPM/60FTHD Quarterly Service

11453 - Seal, Mechanical, Self Aligning- 1 In ID - 1.0

117084 - Shaft- 1 Inch Dia - 1.0

12853 - Impeller- 4-1/2 Inch Dia - 1.0

20778 - Housing- Centrifugal Pump - 1.0

XMP-9500 - Gasket- AR46 - 1.0

XXX-0800 - Bearing, Pillow Block, Fafnir- 1 In ID - 0.0

11460 - Burner, Gas Fired- For Boiler -

FLTGAR - Fleet Garages - OPERATING

OFFICE - Office Building - Address Unit #2010 Oak St. - OPERATING

PACKAGE - Packaging Department - OPERATING

Drilldown

AIR

CSELECS

CSGEO

CSDDM

Show all systems

Show path to top

Information

Asset:

11450

Centrifugal Pump 100GPM/60FTHD

Status:

OPERATING

Operating

Location:

BR450

Feed Water Pump- Centrifugal/100GPM/60FTHD

View Work Details

OK

Cancel

New Hierarchy view

Directly navigate to the application of the selected data

Assets

Query

Find Asset

Advanced Search

Save Query

Assets

Filter

Asset

Description

To find record toolbar.

Drilldown

NEEDHAM - Needham Site - OPERATING

BOILER - Boiler Room - OPERATING

BR200 - HVAC System- Main Office - OPERATING

BR230 - Boiler Room Emergency Generator - OPERATING

BR300 - Boiler Room Reciprocating Compressor - OPERATING

BR400 - Main Boiler- 50,000 Lb/Hr - OPERATING

BR430 - Condensate Return Pump- Centrifugal/100GPM/60FTHD - OPERATING

BR450 - Feed Water Pump- Centrifugal/100GPM/60FTHD - OPERATING

BR460 - Burner, Gas Fired- For Boiler - OPERATING

11400 - Boiler- 50,000 Lb/Hr/ Gas Fired/ Water Tube -

11430 - Centrifugal Pump 100GPM/60FT HD -

11450 - Centrifugal Pump 100GPM/60FTHD -

49332 - Motor- 10hp/1750rpm/TEFC/254T Frame/440v/3ph/60hz -

CPUMP Q - Centrifugal Pump 100GPM/60FTHD Quarterly Service

11453 - Seal, Mechanical, Self Aligning- 1 In ID - 1.0

117084 - Shaft- 1 Inch Dia - 1.0

12853 - Impeller- 4-1/2 Inch Dia - 1.0

20778 - Housing- Centrifugal Pump - 1.0

XMP-9500 - Gasket- AR46 - 1.0

XXX-0800 - Bearing, Pillow Block, Fafnir- 1 In ID - 0.0

11460 - Burner, Gas Fired- For Boiler -

FLTGAR - Fleet Garages - OPERATING

OFFICE - Office Building - Address Unit #2010 Oak St. - OPERATING

PACKAGE - Packaging Department - OPERATING

Drilldown

AIR

CSELECS

CSGEO

CSDBTM

Show all systems

Show path to top

Information

PM:

CPUMP Q

Centrifugal Pump 100GPM/60FTHD Quarterly Service

Status:

ACTIVE

Active

Asset:

11450

Centrifugal Pump 100GPM/60FTHD

Location:

Route:

Job Plan:

JP11430A

Centrifugal Pump Service- 3 Month

Work Type:

PM

View Work Details

OK

Cancel

Go To Preventive Maintenance

New Hierarchy view

Drag-and-drop Assets and/or Locations

Assets

Query

Find Asset

Select Action

Advanced Search

Save Query

Bookmarks

Assets

Filter

Asset

Description

To find record toolbar.

Drilldown

NEEDHAM - Needham Site - OPERATING

BOILER - Boiler Room - OPERATING

BR200 - HVAC System- Main Office - OPERATING

BR230 - Boiler Room Emergency Generator - OPERATING

BR300 - Boiler Room Emergency Generator - OPERATING

BR450 - Feed Water Pump- Centrifugal/100GPM/60FTHD - OPERATING

BR460 - Burner, Gas Fired- For Boiler - OPERATING

11400 - Boiler- 50,000 Lb/Hr/ Gas Fired/ Water Tube -

11430 - Centrifugal Pump 100GPM/60FT HD -

11450 - Centrifugal Pump 100GPM/60FTHD -

11460 - Burner, Gas Fired- For Boiler -

FLTGAR - Fleet Garages - OPERATING

OFFICE - Office Building - Address Unit #2010 Oak St. - OPERATING

PACKAGE - Packaging Department - OPERATING

PLANT-P1 - Materials Processing Plant #1 - OPERATING

PT100 - PT100 - OPERATING

PT200 - Overhead Crane #1 - OPERATING

PT300 - Overhead Crane #2 - OPERATING

PT400 - Overhead Crane #3 - OPERATING

PT500 - Overhead Crane #4 - OPERATING

SHIPPING - Shipping and Receiving Department - OPERATING

Drilldown

PRIMARY

Show all systems

Show path to top

Information

Location:

NEEDHAM

Needham Site

Status:

OPERATING

Operating

Type:

OPERATING

Item:

Meter Group:

View Work Details

OK

Cancel

© 2021 MACS

New Hierarchy view

Drag-and-drop Assets and/or Locations

The screenshot displays the MACS software interface. At the top, there's a navigation bar with a home icon, a menu icon, and the text 'Assets'. Below this is a search bar with 'Find Asset' and a 'Select Action' dropdown. A toolbar with various icons is visible. The main area shows a hierarchy of assets. A 'Drilldown' panel is open, showing a tree structure of assets. A 'Move an Asset' dialog box is overlaid on the hierarchy. The dialog box contains the following information:

Field	Value
Asset:	11460 Burner, Gas Fired- For Boiler
Parent:	11400 Boiler- 50,000 Lb/Hr/ Gas Fired/ Water Tube
To Parent:	11400 Boiler- 50,000 Lb/Hr/ Gas Fired/ Water Tube
To Location:	BR450 Feed Water Pump- Centrifugal/100GPM/60FTHD

The dialog box has 'Ok' and 'Cancel' buttons. The background hierarchy shows assets like 'NEEDHAM - Needham Site - OPERATING', 'BOILER - Boiler Room - OPERATING', and various pumps and burners.

► You can also select an asset or location and right-click to copy and paste it in a different spot in the hierarchy.

New Hierarchy view

Enable the *mxe.webclient.extendedDrilldown* system property in the System Properties application

System Properties

MAXADMIN

Select Action

Global Properties

Filter

1 - 1 of 1

<input type="checkbox"/>	Property Name	Description	Current Value
<input type="checkbox"/>	mxe.webclient.extendedDrilldown		
<input checked="" type="checkbox"/>	mxe.webclient.extendedDrilldown	Use extended drilldown	true

Select Records

Global Properties Details

Property Name:
mxe.webclient.extendedDrilldown

Description:
Use extended drilldown

Global Value:
true

Current Value:
true

Maximo Default:
false

File Override?
☐

Global Only?
☐

Instance Only?
☐

Online Changes Allowed?
☒

Live Refresh?
☒

Encrypted?
☐

Security Level:
PUBLIC

User Defined?
☐

Nulls Allowed?
☐

Data Type:
ALN

Domain:

Masked?
☐

New Row

Instance Properties

Filter

1 - 2 of 2

Add more than one attachment at a time

The screenshot displays the MACS Assets management interface. The top navigation bar includes a home icon, a menu icon, and the text "Assets". Below this is a search bar with "Find Asset" and a "Select Action" dropdown. A secondary navigation bar contains tabs: "List View", "Asset", "Spare Parts", "Safety", "Meters", "Specifications", "Relationships", "Work", "Work Zones", "Service Address", and "Map".

The main content area shows details for Asset 11430, a Centrifugal Pump 100GPM/60FT HD. Fields include Status (OPERATING), Site (BEDFORD), and various checkboxes for "Moved?" and "Returned To Vendor?".

A "View Attachments" modal is open in the center. It features a "Filter" button, a search icon, and a status bar indicating "0 - 0 of 0". The modal contains a table with the following headers: "Document", "Description", "Document Folder", "Document Version", "Print?", and "Application". Below the headers, a message states "There are no rows to display." accompanied by a decorative squiggly line icon. An "OK" button is located at the bottom right of the modal.

The background interface also shows a "Details" section with fields for Parent (11400), Location (BR430), Bin, Rotating Item (PUMP100), and Condition Code.

Add more than one attachment at a time

Select multiple files

The screenshot displays the MACS Assets interface. A modal dialog titled "Create a File Attachment" is open, allowing users to add multiple files to an asset. The background interface shows the "Assets" section with a search bar and various tabs like "List View", "Asset", "Spare Parts", etc. The asset details for "Centrifugal Pump 11430" are visible, including its status "OPERATING" and parent "Boiler- 50,000".

Create a File Attachment

Only files with the following formats can be enabled for printing: .pdf, .xls, .csv, .txt, .doc, .gif, .jpg, .ppt. Clear the check box beside the Print attached document with report if printable type option (Advanced Option) if the file being attached is not in one of these formats.

Select a Folder:
Attachments

Select Files

Name the document:

Advanced Options

Copy document to the default location set by your administrator (recommended)?
☒

Add document to the document library for others to use?
☐

Print attached document with report if printable type?
☒

OK Cancel

Add more than one attachment at a time

Select multiple files

The screenshot displays the MACS Assets application interface. The main window shows the 'Assets' section with a search bar and a list of assets. The 'Asset: 11430' is selected, and its details are visible on the left. The 'Attachments' tab is active, showing a list of attachments. A 'Create a File Attachment' dialog is open, allowing users to select a folder (Attachments) and name the document. Below the dialog, a file selection window is open, showing a grid of files and folders. The file selection window is titled 'Open' and shows the path 'Afbeeldingen > Maximo'. It contains a grid of files and folders, including 'Feed Water Pump Specification ns.xls', 'feed-water-high-pres-sure-boiler-pump-5...', 'Filler and Lifter.jpg', 'Fleet Garage_1.jpg', 'Forklift.jpg', 'Gebruikers handleiding g centrifug...', 'Gebruiksaa nwijzing Vorkheftru ck ESM-1...', 'General Pump Inspection and Main...', 'generator.j pg', and 'HISC-show-conveyor-1024x617.j pg'. The 'File name' field is set to 'General Pump Inspection and Maint' and the file type is 'All Files (*.*)'. The 'Open' button is highlighted.

Asset: 11430 Centrifugal Pu

Status: OPERATING

GL Account:

Details

Parent: 11400 > Boiler- 50,000

Maintain Hierarchy? ☐

Location: BR430 > Condensate R

Bin:

Rotating Item: PUMP100 > Centrifugal Pu

Condition Code:

Meter Group:

Tool Rate:

Create a File Attachment

Only files with the follow .doc, .gif, .jpg, .ppt. Clea report if printable type o of these formats.

Select a Folder: Attachments

Select Files

Name the document:

Advanced Options

Copy document to the def ☒

Add document to the docu ☐

Print attached document v ☒

File name: "General Pump Inspection and Maint" All Files (*.*)

Open Cancel

OK Cancel

Add more than one attachment at a time

The file names will be used as description

The screenshot shows the MACS Assets interface with a modal dialog titled "Create a File Attachment". The background interface includes a top navigation bar with "Assets" and "Ed Adams", a search bar, and a menu with options like "List View", "Asset", "Spare Parts", "Safety", "Meters", "Specifications", "Relationships", "Work", "Work Zones", "Service Address", and "Map". The main content area displays details for Asset 11430, a Centrifugal Pump, with status "OPERATING" and GL Account. The "Attachments" section on the right shows a link to "Attachments" and checkboxes for "Moved?" and "Returned To Vendor?".

The "Create a File Attachment" dialog box contains the following elements:

- Title:** Create a File Attachment
- Information:** Only files with the following formats can be enabled for printing: .pdf, .xls, .csv, .txt, .doc, .gif, .jpg, .ppt. Clear the check box beside the Print attached document with report if printable type option (Advanced Option) if the file being attached is not in one of these formats.
- Select a Folder:** Attachments (dropdown menu)
- Select Files:** Feed Water Pump Specifications.xls, feed-water-high-pres: (highlighted with a red box)
- Advanced Options:**
 - Copy document to the default location set by your administrator (recommended)? ☒
 - Add document to the document library for others to use? ☐
 - Print attached document with report if printable type? ☒
- Buttons:** OK and Cancel

© 2021 MACS

Enhancements to storeroom management

Create a storeroom hierarchy by specifying parent storerooms

Storerooms

Ed Adams

Query

Find Location

Select Action

List View

Storeroom

Items

Location:
MACHSHOP

Machine Shop Storeroom

Site:
BEDFORD

Parent Storeroom:
CENTRAL

Reorder Storeroom:

Reorder Site:

GL Control Account:
6630-800-800

Shrinkage Account:
6630-810-800

Invoice Variance Account:
6630-950-800

Cost Adjustment Account:
6630-820-800

Currency Variance Account:
6630-970-800

Tool Control Account:

Receipt Variance Account:
6630-940-800

Default Storeroom?

Use in PO/PR?

Purchase Variance Account:
6630-960-800

Recent Lead Time Weight in %:

Ship to Labor:

Ship to Address:

Bill to Labor:

Bill to Address:

Use in PO/PR?

Enhancements to storeroom management

New action to add items to multiple storerooms

Item Master

Ed Adams

Query

Find Item

Select Action

List View

Item

Storerooms

Vendors

Specifications

Item:

11454

> Seal, Mechanical, Self Aligning- 2 In ID

Item Set:

SET1

Commodity Group:

SEALS

SEALS

Commodity Code:

Meter Group:

Meter:

Lot Type:

LOT

Maximum Quantity Issued:

Order Unit:

EACH

Issue Unit:

EACH

MSDS:

Change Status

View Status History

Change Capitalized Status

Copy Item Assembly Structure

Add Items To Storeroom

Add Items to Multiple Storerooms

Unit of Measure and Conversion

View Contracts

Add/Modify Image

Item/Organization Details

Add/Modify Commodity Codes

Depreciation Schedule

Attachment Library/Folders


Duplicate Item

Add to Bookmarks

Run Reports

Cognos Analytics

Click to see image in its actual size



Status:

ACTIVE

Inspecting?

Condition Enabled?

Capitalized?

Inspect on Receipt?

☐

Add as Spare Part?

☒

Attach to Parent Asset on Issue?

☐

Tax Exempt?

☐

Enhancements to storeroom management

Specify the top storeroom in the hierarchy and select the target storerooms

Item Master

Ed Adams

Query

Find Item

Select Action

List View

Item

Storerooms

Vendors

Specifications


Item Assembly Structure

Item: 11454

Seal, Mechanical, Self Aligning- 2 In ID

Attachments

Click to see image in its actual size



Item Set: SET1

Status: ACTIVE

Commodity Group: SEALS

Commodity Code:

Meter Group:

Meter:

Lot Type: LOT

Maximum Quantity Issued:

Order Unit: EACH

Issue Unit: EACH

MSDS:

Add Items Numbers to Multiple Storeroom

Site: BEDFORD

Top Storeroom in Hierarchy: CENTRAL > Central Storeroom

Refresh

Target Storerooms

Filter

1 - 2 of 2

Target Storeroom	Description	Parent	Reorder Storeroom	Site
<input checked="" type="checkbox"/>	CENTRAL	Central Storeroom		BEDFORD
<input checked="" type="checkbox"/>	MACHSHOP	Machine Shop Storeroom	CENTRAL	BEDFORD

OK

Cancel

Enhancements to storeroom management

Specify the storeroom information

Item Master

Ed Adams

QueryFind ItemSelect Action

List ViewItemStoreroomsVendorsSpecificationsItem Assembly Structure

Item: 11454Seal, Mechanical, Self Aligning- 2 In IDAttachmentsClick to see image in its actual size

Item Set: SET1Status: ACTIVE

Commodity: SEALS

Commodity:

Meter Group:

Meter:

Lot Type: LOT

Maximum:

Order Unit: EACH

Issue Unit: EACH

MSDS:

Add Items to Multiple Storerooms

Default Values

Run Storeroom Update in Background?☐

Notification Email: maximo@localhost.com

The Storeroom Information table shows only the items that do not currently exist in the target storerooms.

Storeroom InformationFilter1 - 2 of 2

<input checked="" type="checkbox"/>	Storeroom	Item	Issue Cost Type	Unit Cost	Default Bin	Current Balance	Lot	Issue Unit	Order Unit	Site
<input checked="" type="checkbox"/>	> CENTRAL	11454	STANDARD	128.00	A-4-9	25.00		EACH	EACH	BEDFORD
<input checked="" type="checkbox"/>	> MACHSHOP	11454	STANDARD	128.00	H-5-2	10.00		EACH	EACH	BEDFORD

OKCancel

Enhancements to storeroom management

The items have been added to the storerooms

Inventory

Ed Adams

Query

Find Item

Select Action

Advanced Search

Save Query

Bookmarks

Inventory

Filter

1 - 2 of 2

Item	Description	Storeroom	Current Balance	Commodity Group	Rotating?	ABC Type	Site
11454							=BEDFORD
11454	Seal, Mechanical, Self Aligning- 2 In ID	CENTRAL	25.00	SEALS	<input type="checkbox"/>		BEDFORD
11454	Seal, Mechanical, Self Aligning- 2 In ID	MACHSHOP	10.00	SEALS	<input type="checkbox"/>		BEDFORD

☐ Select Records

Storerooms

Ed Adams

Query

Find Location

Select Action

List View

Storeroom

Items

Location:

MACHSHOP

Machine Shop Storeroom

Parent Storeroom:

CENTRAL

GL Control Account:

6630-800-800

Cost Adjustment Account:

6630-820-800

Receipt Variance Account:

6630-940-800

Purchase Variance Account:

6630-960-800

Recent Lead Time Weight in %:

Ship to Labor:

Ship to Address:

Bill to Labor:

Bill to Address:

Select Reorder Storeroom

Delete Storeroom

Add to Bookmarks

Site:

BEDFORD

Reorder Storeroom:

Reorder Site:

Shrinkage Account:

6630-810-800

Invoice Variance Account:

6630-950-800

Currency Variance Account:

6630-970-800

Tool Control Account:

Default Storeroom?

Use in PO/PR?

Enhancements to storeroom management

Select a reorder storeroom

Storerooms

Ed Adams

Query

Find Location

Select Action

List View

Storeroom

Items

Location:

MACHSHOP

Machine Shop Storeroom

Site:

BEDFORD

Parent Storeroom:

CENTRAL

Reorder Storeroom:

GL Control Account:

6630-800-800

Reorder Site:

Cost Adjustment Account:

6630-820-800

Receipt Variance Account:

6630-940-800

Purchase Variance Account:

6630-960-800

Recent Lead Time Weight in %:

Ship to Labor:

Ship to Address:

Use in PO/PR?

Bill to Labor:

Bill to Address:

Select Reorder Storeroom

When you select a reorder storeroom, all the items in the current storeroom are reordered from only that storeroom, and the related inventory records are automatically updated with the reorder details.

Reorder Storeroom:

CENTRAL

Run Storeroom Update in Background?

☐

Reorder Site:

BEDFORD

Notification Email:

maximo@localhost.com

OK

Cancel

© 2021 MACS

Enhancements to storeroom management

Related items are updated

Storerooms

BMXAA9815E - All the records that are related to the items in the current storeroom are updated.

Ed Adams

Query

Find Location

Select Action

List View

Storeroom

Items

Location:

MACHSHOP

Machine Shop Storeroom

Site:

BEDFORD

Parent Storeroom:

CENTRAL

Reorder Storeroom:

CENTRAL

GL Control Account:

6630-800-800

Reorder Site:

BEDFORD

Cost Adjustment Account:

6630-820-800

Shrinkage Account:

6630-810-800

Receipt Variance Account:

6630-940-800

Invoice Variance Account:

6630-950-800

Purchase Variance Account:

6630-960-800

Currency Variance Account:

6630-970-800

Recent Lead Time Weight in %:

Tool Control Account:

Ship to Labor:

Default Storeroom?

☐

Ship to Address:

Use in PO/PR?

☒

Bill to Labor:

Bill to Address:

What's new in Maximo Work Centers

Manage Inventory Work Center

Picking and staging inventory

Select reservations and create a pick list

IBM Maximo Asset Management

Manage Inventory

Reservations

Pick and Stage

Issued Items

Selected: 3

Issue selected

Create picks

Delete selected

Deselect all

<input type="checkbox"/>	Type	Date	Work Order	Item	Description	Default Bin	Quantity
<input checked="" type="checkbox"/>	APHARD	20-03-2023	1514	11453	Pakking, mechanisch, zelf-uitlijnend - 1 inch binnendiam.	A-4-9	1
<input type="checkbox"/>	APHARD	20-03-2023	1514	117084	As - 1 inch diam.	C-6-2	1
<input type="checkbox"/>	APHARD	01-08-2020		1002	5 ft. X 6 ft. window pane		2
<input type="checkbox"/>	APHARD	01-08-2020		10112	Fire Extinguisher Fluid- Ansulex	B-7-3	1
<input type="checkbox"/>	APHARD	01-10-2020	1535	10112	Brandblusservloeistof - Ansulex	B-7-3	12
<input checked="" type="checkbox"/>	APHARD	20-01-2017	1537	11453	Seal, Mechanical, Self Aligning- 1 In ID	A-4-9	1
<input type="checkbox"/>	APHARD	20-01-2017	1537	11241	Contactora, Renewal Kit	B-9-4	1
<input checked="" type="checkbox"/>	APHARD	20-01-2017	1537	XMP-9500	Gasket- AR46	D-9-5	1
<input type="checkbox"/>	APHARD	01-09-2020	1535	10112	Fire Extinguisher Fluid- Ansulex	B-7-3	12
<input type="checkbox"/>	APHARD	01-09-2020	1535	Z-RAGS	Rags, Cloth	A-9-3	2
<input type="checkbox"/>	APHARD	20-01-2023	1535	10112	Brandblusservloeistof - Ansulex	B-7-3	12
<input type="checkbox"/>	APHARD	02-05-2020	1545	TEX115	Olie - luchtcilinder	B-8-3	5
<input type="checkbox"/>	APHARD	02-05-2020	1545	Z-LG1	Vet	D-4-1	3
<input type="checkbox"/>	APHARD	02-05-2020	1545	XMP-3000	Pakking - B330	A-9-4	1
<input type="checkbox"/>	APHARD	02-05-2020	1545	11453	Pakking, mechanisch, zelf-uitlijnend - 1 inch binnendiam.	A-4-9	1
<input type="checkbox"/>	APHARD	20-02-2019	1546	Z-LG1	Vet	D-4-1	1
<input type="checkbox"/>	APHARD	20-02-2019	1546	GLOVES	Latex handschoenen, wegwerp	A-5-1	1

about

© 2021 MACS

Picking and staging inventory

View the pick list and and perform the appropriate action

IBM Maximo Asset Management

Manage Inventory

Seals and Gaskets

1002

Created on 18-08-2020

Required date

20-10-2020

Entered

Storeroom: CENTRAL

Open (3)

Picked (0)

Staged (0)

Issued (0)

Review (3)

Selected: 2

 Pick selected
 Stage selected
 Issue selected
 Remove selected
 Deselect all

Add reservation

<input type="checkbox"/>	Item	Description	WO	Bin	Quantity	Open	Picked	Staged	Issued	Returned	
<input checked="" type="checkbox"/>	> 11453	Seal, Mechanical, Self Aligning- 1 In ID	1514	A-4-9	1	1	0	0	0	0	
<input checked="" type="checkbox"/>	> 11453	Seal, Mechanical, Self Aligning- 1 In ID	T1958	A-4-9	1	1	0	0	0	0	
<input type="checkbox"/>	> XMP-950C	Gasket- AR46	T1960	D-9-5	1	1	0	0	0	0	

About

Bar code scanning

In many areas of the Manage Inventory Work Center you can now scan bar codes

IBM Maximo Asset Management

Manage Inventory

Reservations

Pick and Stage

Issued Items

From

01-01-2020

To

18-08-2020

Results: 20

BEDFORD - CENTRAL

Type	Date	Work Order	Item	Description	Default Bin	Quantity
APHARD	20-03-2023	1514	117084	As - 1 inch diam.	C-6-2	1
APHARD	01-08-2020		1002	5 ft. X 6 ft. window pane		2
APHARD	01-08-2020		10112	Fire Extinguisher Fluid- Ansulex	B-7-3	1

IBM Maximo Asset Management

Manage Inventory

Reservations

Pick and Stage

Issued Items

From

01-03-2020

To

18-08-2020

Results: 3

BEDFORD - CENTRAL

Item ID	Description	Actual Date	Work Order	Bin	Issued	Returned
11241	Contact, Renewal Kit	07-06-2020	T2016	B-9-4	-1	
11453	Seal, Mechanical, Self Aligning- 1 In ID	07-06-2020	T2015	A-4-9	-1	
YMP-9500	Gaskets AB46	07-06-2020	T2017	D-9-5	-1	

Bar code scanning

In many areas of the Manage Inventory Work Center you can now scan bar codes

IBM Maximo Asset Management

Manage Inventory

Central Storeroom

BEDFORD

Results: 138

Balances

Counts

Reconcile

+ Add inventory

ID	Description	Bin	Lot	Condition	Balance	Available	Reserved	Staged	Expired
61503	Brake Shoe Kit				6.00	6.00	0.00	0.00	0.00
VS-48	Valve Stem				2.00	2.00	0.00	0.00	0.00
... 281	Stem Packing				30.00	29.00	1.00	0.00	0.00

IBM Maximo Asset Management

Manage Inventory

Central Storeroom

BEDFORD

Balances

Counts

Reconcile

ID	Description	Bin	Lot	Count due	New count	Last count	Last date
39224	Brake Shoes				<div>- == +</div>	0	
584-L0	Lockwasher- 1/2 In	A-7-3		07-07-1995	<div>- == +</div>	0	07-07-1995 15:18
4-2100	Washer, 1/2 In	A-9-4		07-07-1995	<div>- == +</div>	0	07-07-1995 16:46

Item condition codes and rates

Now you can add and view condition codes on an item's Details page

IBM Maximo Asset Management

Manage Inventory

[Back](#)

Goodyear 11R22.5 G327 Steer Tire

11R22.5GS-6

Item set 1

Details

Storerooms

Units of Measure

EACH

Order Unit

EACH

Issue Unit

Conversion

1.0

Status

Active

Lot Type

NOLOT

Rotating Item

No

Commodities

TIRES
TIRE

Commodity Group

11R22.5 Steer Tire
11R22.5S

Commodity Code

Condition-enabled

Yes

[View conditions](#)

Default Vendor

Unspecified

RELATIONSHIPS

Attachments

About

Item condition codes and rates

Now you can add and view condition codes on an item's Details page

IBM Maximo Asset Management

Manage Inventory

← Back

Condition codes ⓘ

+ add


Condition code	Description	Rate (%)	
9/16	9/16 Tread	100	In Use
15/32	15/32 Tread	80	In Use
11/32	11/32 Tread	60	In Use
CASING	Tire Casing	20	In Use

The condition code must have one rate of 100%.

cancel

Save

About

↶ Clear edits  Save

Reconciling inventory balances

Refresh the table to get a preview, select the appropriate rows and reconcile the new count values

IBM Maximo Asset Management

Manage Inventory

☑

📁

⋮

← Central Storeroom

BEDFORD

Balances

Counts

Reconcile

Reconcile preview ⓘ

<input type="checkbox"/> ID	Description	Bin	Lot	Last Refresh	Balance	Calculated	Change	
<input checked="" type="checkbox"/> 1002	5 ft. X 6 ft. window pane			18-08-2020 15:50	0	1	↑ 1	
<input type="checkbox"/> 39224	Brake Shoes			18-08-2020 15:50	0	0	0	
<input checked="" type="checkbox"/> 11453	Seal, Mechanical, Self Aligning- 1 In ID	A-4-9	1004	18-08-2020 15:50	9	10	↑ 1	
<input checked="" type="checkbox"/> 0-7205	Valve, Needle- 1/4 In	A-5-7		18-08-2020 15:50	4	0	↓ -4	
<input checked="" type="checkbox"/> 0G3582	Bearing, Pillow Block, Skf- 1 In ID (Obsolete) **	B-5-1		18-08-2020 15:50	3	4	↑ 1	
<input checked="" type="checkbox"/> 0-0048	Tubing, Copper- 1-1/16 In ID X .030 In Wall	B-8-4		18-08-2020 15:50	623	-2	↓ -625	
<input checked="" type="checkbox"/> 0-0514	Tubing, Copper- 15/16 In ID X .030 In Wall	C-4-2		18-08-2020 15:50	46	2	↓ -44	
<input checked="" type="checkbox"/> 0-0031	Elbow, Street- 1-1/8 In X 90 Deg	D-9-4		18-08-2020 15:50	2	0	↓ -2	

↺

☑

🔄 Refresh table

☑ Reconcile

About

Reconciling inventory balances

Reconcile the new count values

IBM Maximo Asset Management

Manage Inventory

Central Storeroom

BEDFORD

Balances

Counts

Reconcile

Reconcile preview

ID	Description	Bin	Lot	Last Refresh	Balance	Calculated	Change
<input checked="" type="checkbox"/> 1002	5 ft. X 6 ft. window pane			18-08-2020 15:50	0	1	↑ 1
<input type="checkbox"/> 39224	Brake Shoes			18-08-2020 15:50	0	0	0
<input checked="" type="checkbox"/> 11453	Seal, Mechanical, Self Aligning- 1 In ID	A-4-9	1004	18-08-2020 15:50	9	10	↑ 1
<input checked="" type="checkbox"/> 0-7205	Valve, Needle- 1/4 In	A-5-7		18-08-2020 15:50	4	0	↓ -4
<input checked="" type="checkbox"/> 0G3582	Bearing, Pillow Block, Skf- 1 In ID (Obsolete) **	B-5-1		18-08-2020 15:50	3	4	↑ 1
<input checked="" type="checkbox"/> 0-0048	Tubing, Copper- 1-1/16 In ID X .030 In Wall				623	-2	↓ -625
<input checked="" type="checkbox"/> 0-0514	Tubing, Copper- 15/16 In ID X .030 In Wall				46	2	↓ -44
<input checked="" type="checkbox"/> 0-0031	Elbow, Street- 1-1/8 In X 90 Deg				2	0	↓ -2

Reconcile balances for selected rows?

cancel

☒ Reconcile

Refresh table

☒ Reconcile

7 balances were reconciled

© 2021 MACS

What's new in Maximo Work Centers

Work Supervision- and Work Execution Work Centers

IBM Maximo Asset Management

Work Supervision

< INSP 1503 >

Details

Inspections

Plans

Assignments

Comments

Attachments

Reported Work

Approve

Overhead Crane Inspection (Batch)

longDescription

* Status

Waiting on approval

Priority

4

Asset

Unspecified

Downtime Status

Unspecified

Location

Unspecified

Failures

reportFailure

Failure Class

PRODUCTION FAILURES

Problem

Unspecified

Work Type

INSP
Inspection

Job Plan

Unspecified

Inspection

1044
Overhead Crane Inspecti...

Service Address

Unspecified

Classification

ENGINEERI...
Engineering

Site

Bedford MA Site of EAGLE Inc.
North America

MULTIPLE ASSETS AND LOCATIONS

Multiple Assets and Locations (4)

1.

12500

Overhead Crane #2

Incomplete

Take action

PT300

Overhead Crane #2

2.

12200

Overhead Crane #1

Incomplete

Take action

< INSP 1503 >

Details	Inspections	Plans	Assignments	Comments	Attachments	Reported Work
<div>1044 Overhead Crane Inspecti...</div>	<div> <i>Unspecified</i></div>	<div>ENGINEERING...</div>	<div>Engineering</div>	<div>Bedford MA Site of EAGLE Inc. North America</div>		

MULTIPLE ASSETS AND LOCATIONS

Multiple Assets and Locations (4)

- 12500** Overhead Crane #2 Incomplete
[Take action](#)
- PT300** Overhead Crane #2
- 12200** Overhead Crane #1 Incomplete
[Take action](#)
 - [Asset meter reading](#)
 - [Report down](#)
 - [Launch inspection](#)
- PT200** Overhead Crane #1
- 12310** Incomplete

SCHEDULING INFORMATION

Scheduled	Target	Duration										
<table style="width: 100%;"> <tr> <th style="width: 50%;">Start</th> <th style="width: 50%;">Finish</th> </tr> <tr> <td>Wednesday 21-10-2020 08:30</td> <td>Wednesday 21-10-2020 11:00</td> </tr> </table>	Start	Finish	Wednesday 21-10-2020 08:30	Wednesday 21-10-2020 11:00	<table style="width: 100%;"> <tr> <th style="width: 50%;">Start</th> <th style="width: 50%;">Finish</th> </tr> <tr> <td align="center"></td> <td align="center"></td> </tr> <tr> <td align="center"><i>Unspecified</i></td> <td align="center"><i>Unspecified</i></td> </tr> </table>	Start	Finish			<i>Unspecified</i>	<i>Unspecified</i>	<div style="border: 1px solid gray; padding: 10px; text-align: center; font-size: 1.2em;">2:30</div> <div style="text-align: center;">Hours</div>
Start	Finish											
Wednesday 21-10-2020 08:30	Wednesday 21-10-2020 11:00											
Start	Finish											
<i>Unspecified</i>	<i>Unspecified</i>											

RELATED RECORDS

+ Create follow-up work

< INSP 1503 >
Approve

Details
Inspections
Plans
Assignments
Comments
Attachments
Reported Work

		Unspecified	Unspecified	Unspecified
<div style="border: 1px solid #ccc; padding: 5px; text-align: center; margin-bottom: 5px;">1044</div> <div style="font-size: 0.8em;">Overhead Crane Inspecti...</div>	 <div style="font-size: 0.8em;">Unspecified</div>	<div style="font-size: 0.8em;">ENGINEERI...</div> <div style="font-size: 0.7em;">Engineering</div>	<div style="font-size: 0.8em;">Bedford MA Site of EAGLE Inc. North America</div>	

MULTIPLE ASSETS AND LOCATIONS

Meters - 12200		
ID	Description	Last Reading
OILCOLOR	Oil Color	Light Brown
RUNHOURS	Run Hours	748 HOURS

SCHEDULING INFORMATION

Scheduled		Target		* Duration
Start	Finish	Start	Finish	
Wednesday	Wednesday			2:20

<
Details
Inspections
Plans
Comments
Attachments

		Unspecified	Unspecified
<div style="font-size: 0.8em;">ENGINEERI...</div> <div style="font-size: 0.7em;">Engineering</div>	<div style="font-size: 0.8em;">Bedford MA Site of EAGLE Inc. North America</div>		

MULTIPLE ASSETS AND LOCATIONS

Meters - 12200		
ID	Description	Last Reading
OILCOLOR	Oil Color	Light Brown
RUNHOURS	Run Hours	748 HOURS

Adding on Work Execution only

© 2021 MACS

Details

Inspections

Plans


Assignments

Comments

Attachments


Reported Work

Approve

		Unspecified	Unspecified	Unspecified	FAILURES	Unspecified	Inspection	Unspecified
Inspection	Service Address	Classification	Site					
1044 Overhead Crane Inspecti...	 Unspecified	ENGINEERI... Engineering	Bedford MA Site of EAGLE Inc. North America					

MULTIPLE ASSETS AND LOCATIONS

12200 - Overhead Crane #1



Up

Last update:
Unspecified

Report as

Down

10:53

19-08-2020

Downtime code:

Unspecified

Cancel

Save

SCHEDULING INFORMATION

Scheduled

Target

Duration

Start	Finish	Start	Finish	Duration
Wednesday	Wednesday			2:20

The screenshot displays the IBM Maximo Asset Management interface. On the left, a sidebar contains navigation icons and a menu with options like Details, Inspections, Plans, Assignments, Comments, Attachments, and Reported Work. The main area shows the 'Details' tab for an 'Overhead Crane Inspection'. It includes sections for 'MULTIPLE ASSETS AND LOCATIONS' (listing assets like Overhead Crane #2 and #1), 'SCHEDULING INFORMATION' (showing start/finish times for Wednesday, 21-10-2020), and 'RELATED RECORDS' (with a link to 'Create follow-up work'). A red arrow points from the 'Launch inspection' link in the asset list to the right-hand panel.

IBM Maximo Asset Management

Conduct an Inspection

Hide optional questions? No ☐ Overhead Crane Inspection ⓘ

All	Incomplete	Completed
Overhead Crane Inspection 12200 Overhead Crane #1		
> 1. General		
* 1.01. Check forward/reverse switches. <input checked="" type="checkbox"/> OK <input type="checkbox"/> NOK		
> 2. Meter Readings		
* 1.02. Check braking systems, and emergency brake. <input checked="" type="checkbox"/> OK <input type="checkbox"/> NOK		
> 3. Photo		
* 1.03. Check Electrical Systems. <input checked="" type="checkbox"/> OK <input type="checkbox"/> NOK		
> 4. Date and Time		
* 1.04. Test-operate and check for safety. <input checked="" type="checkbox"/> OK <input type="checkbox"/> NOK		

7/7 Total • 6/6 Required

< Exit Take Action >

Next >

Classify work orders

Navigate through the hierarchy of classifications to select the appropriate classification for the work order

IBM Maximo Asset Management

Work Supervision

←

INSP 1463

→

Details

Inspections

Plans

Assignments

Comments

Attachments

Reported Work

Inspection

longDescription

Status

Approved

Priority

1

Asset

11450

Centrifugal Pump 100GP...

Up

Last update:

Unspecified

Location

BR450

Feed Water Pump- Centr...

Failures

reportFailure

Failure Class

Pump Failures

Problem

Unspecified

Inspection

1034

Pump Inspection -

Service Address

Service address:

MACS BV

Formatted address:

Science Park Eindhoven 5234, 5692 EG Son, Nederland

Reference point:

Next to the large Prodrive building.

View directions

Classification

Inspectie for...

Save

Site

Bedford MA Site of EAGLE Inc. North America

SCHEDULING INFORMATION

Scheduled	Target	Duration	Actual
<div>Start</div> <div>Friday</div>	<div>Finish</div> <div>Friday</div>	<div>Start</div> <div>Finish</div>	<div>Start</div>

Classification

Close

Search

25 Results

All

BEARING

Select

CUSTODIAL

Select

ELECTRICAL

Select

ELEVATOR

Select

ENGINEERING

Select

FLOWVAL

Select

GROUND

Select

HVAC

Select

MECHANICAL

Select

MOTORS

Select

PHYSICAL ENVIRONMENT

Select

PIPE_LEAK

Select

PLUMBING

Select

PUMP

Select

ROAD WORK

Select

SAFETY

Select

SEAL

Select

STINSPECTIE

Select

TANDEM

Select

TRACK INSPECTION DEFECT REPORT

Select

TRACTOR

Select

TRIDEM

Select

TUBING

Select

VALVE

Select

VEHICLE

Select

IBM Maximo Asset Management

Work Supervision

< INSP 1463 >

Details

Inspections

Plans

Assignments

Comments

Attachments

Reported Work

Inspection

longDescription

Status

Approved

Priority

1

Asset

11450
Centrifugal Pump 100GP...

Up

Last update:
Unspecified

Location

BR450
Feed Water Pump- Centr...

Failures

Failure Class

Pump Failures

Problem

Unspecified

Inspection

1034

Pump Inspection -

Service Address

Service address:

MACS BV

Formatted address:

Science Park Eindhoven 5234, 5692 EG Son, Nederland

Reference point:

Next to the large Prodrive building.

View directions

Classification

Inspectie for...

Save

Site

Bedford MA Site
of EAGLE Inc.
North America

SCHEDULING INFORMATION

Scheduled

Start

Friday

Finish

Friday

Target

Start

oo

Finish

oo

* Duration

Actual

Start

oo

Classification

Close

Search

4 Results

All > PUMP

CNTRFGL

Select

INSPECT

Select

RECPRCTN

Select

ROTARY

Select

© 2021 MACS

More details for service addresses

You can provide more details for the service address of a work order

IBM Maximo Asset Management

Work Supervision

INSP 1463

Details

Inspections

Plans

Assignments

Comments

Attachments

Reported Work

Inspection

longDescription

Status

Approved

Priority

1

Asset

11450

Centrifugal Pump 100GP...

Up

Last update: Unspecified

Location

BR450

Feed Water Pump- Centr...

Failures

reportFailure

Failure Class

Pump Failures

Problem

Unspecified

Work Type

INSP

Inspection

Job Plan

JP11430ANL

Revision 4

Centrifugaalpomp ...

Inspection

1034

Pump Inspection -

Service Address

If you come down from the A50 after the roundabout, turn left at the traffic light. Immediately after this, turn right. Follow this road with a slight left turn and you will see the MACS office on the right.

Back

Long description

Classification

PUMP \ CNT...

Centrifugal Pump

Site

Bedford MA Site of EAGLE Inc.

North America

SCHEDULING INFORMATION

Scheduled

Start

Friday

Finish

Friday

Target

Start

Finish

Duration

Actual

Start

© 2021 MACS


© 2021 MACS

Long descriptions for failure reports


In addition to images and documents, supervisors and technicians can now view URL attachments in work orders


IBM Maximo Asset Management

Work Execution



←

Report Work - INSP 1463 

 Completework

Assignments (1)

Time (0)

Items and Materials (0)


Tools (0)

Failure

Specify a failure class. Then, select a problem, cause, and remedy.

Failure class:
Pump Failures

Remarks:
On

 [longDescription](#)

✓

1: Problem
Leaking

✓

2: Cause
Seal Leaking

✓


3: Remedy
Replace Seal


Long descriptions for failure reports


In addition to images and documents, supervisors and technicians can now view URL attachments in work orders


IBM Maximo Asset Management

Work Execution





Report Work - INSP 1463 

 Complete work

Assignments (1)

Time (0)

Items and Materials (0)

Tools (0)




Failure

B

I

U


A






One of the seals will need a replacement.

Cancel

Done

 2: Cause
Seal Leaking

 3: Remedy
Replace Seal

About

© 2021 MACS

Report time for other labor

When technicians report work, they can provide information about tasks that are done by other labor

IBM Maximo Asset Management

Work Execution

Report Work - INSP 1463

Completework

Assignments (1)

Time (0)

Items and Materials (0)

Tools (0)

Failure

+ Add time

Hank Adams

*Type:

Actual work time

Task:

Select task

Hours:

-

2:00

+

*Start:

19-08-2020

-- : --

End:

19-08-2020

-- : --

*Craft:

Mechanic

Mechanic

Delete

Save

Premium code:

Enter code

About

Report time for other labor

When technicians report work, they can provide information about tasks that are done by other labor

IBM Maximo Asset Management

Work Execution

Report Work - INSP 1463 ⓘ

Assignments (1)

Time (0)

Items and Materials (0)

Tools (0)

Failure

+ Add time

* 🔍 Hank Adams ⓘ

*Type:

Actual work time ▶

Task:

🔍 Select task

Hours:

-

2:00

+

* Start:

19-08-2020 ⓘ

-- : -- ⓘ

End:

19-08-2020 ⓘ

-- : -- ⓘ

* Craft:

🔍 Mechanic

Mechanic

Premium code:

🔍 Enter code

🗑 Delete

💾 Save

Labor ⓘ

🔍 Search

101 Results

Hank Adams

Mechanic

Mechanisch monteur 1e klas

Hank Adams

Mechanic

Mechanisch monteur 2e klas

Hank Adams

Mechanic

Mechanic

Thomas Barry

Mechanic

Mechanisch monteur 1e klas

Dave Bethune

Mechanic

Mechanisch monteur 1e klas

Dave Bethune

Mechanic

Mechanisch monteur 2e klas

Dave Bethune

Mechanic

Mechanic

Steve Calcott

Mechanic

Mechanic

Steve Calcott

Mechanic

Mechanisch monteur 1e klas

Steve Calcott

Mechanic

Mechanisch monteur 2e klas

Bob Caldane

© 2021 MACS

Work Execution only

What's new in Maximo Work Centers



**Submit a Service Request Work Center
(Administration Work Center)**


Service request configuration to streamline data selection

Administrators can limit the data that can be selected when service requests are created

IBM Maximo Asset Management

Administration




Service Request Configuration

Properties

Categories

Guest URL



You can modify default values for certain attributes which are used when creating Service Requests using Work Centers. These must be valid values already established in Maximo.

Reported priority:

-

3

+

High Priority:

-

2

+

Filter on person site?:

☐

Source:

SRWC

"Describe the Issue" class structure ID

Cancel

Save



About


Guest user access to create service requests

Administrators can give access to guest users to create service requests

IBM Maximo Asset Management

Administration




Service Request Configuration

Properties

Categories


Guest URL



To allow individuals in your organization to submit service requests as a guest using only a valid email address, distribute the guest URL below.

Your Guest URL:

`http://macsdemo.macs.eu/guest?apiKey=5gk3cs1dtopaghdjp9mes549rmf7o0ef6h9vpId9`

 [Copy to clipboard](#)

Who can submit a service request?

☒ Anyone who works for a trusted company.

* Domain (Example: @abccompany.com)

Users can add service requests if their email addresses contain one of the following domains.

Enter domain

+

Add

Cancel

Save

About

© 2021 MACS

Security Groups

Query Find Group Select Action

List View Group Sites Applications Object Structures Storerooms Labor GL Components Limits and Tolerances Data Restrictions Users

Group: SERVICEREQ MACS - Self Service Users

Applications Filter 1 - 1 of 1

Grant Listed Applications Revoke Listed Applications

Application	Description	Application Type	Main Object/Table	Original Application
SELFSERVICE	Submit a Service Request	Tools and Tasks		

Options for Submit a Service Request Filter 1 - 1 of 1

Add/Modify Signature Options Manage/Apply Template Object Structure Authorizations Revoke All Options for This Application

Description	Grant Access?	Condition
> Access to Manage Service Requests	<input checked="" type="checkbox"/>	>

Filter 1 - 10 of 13

Description	Grant Access?	Condition
> Allow add asset on service request	<input checked="" type="checkbox"/>	>
> Allow add attachment on service request	<input checked="" type="checkbox"/>	>
> Allow add location on service request	<input checked="" type="checkbox"/>	>
> Allow change affected person	<input checked="" type="checkbox"/>	>
> Allow comments on service request	<input checked="" type="checkbox"/>	>
> Allow high priority on Service Request	<input type="checkbox"/>	>
> Allow new request without category	<input type="checkbox"/>	>

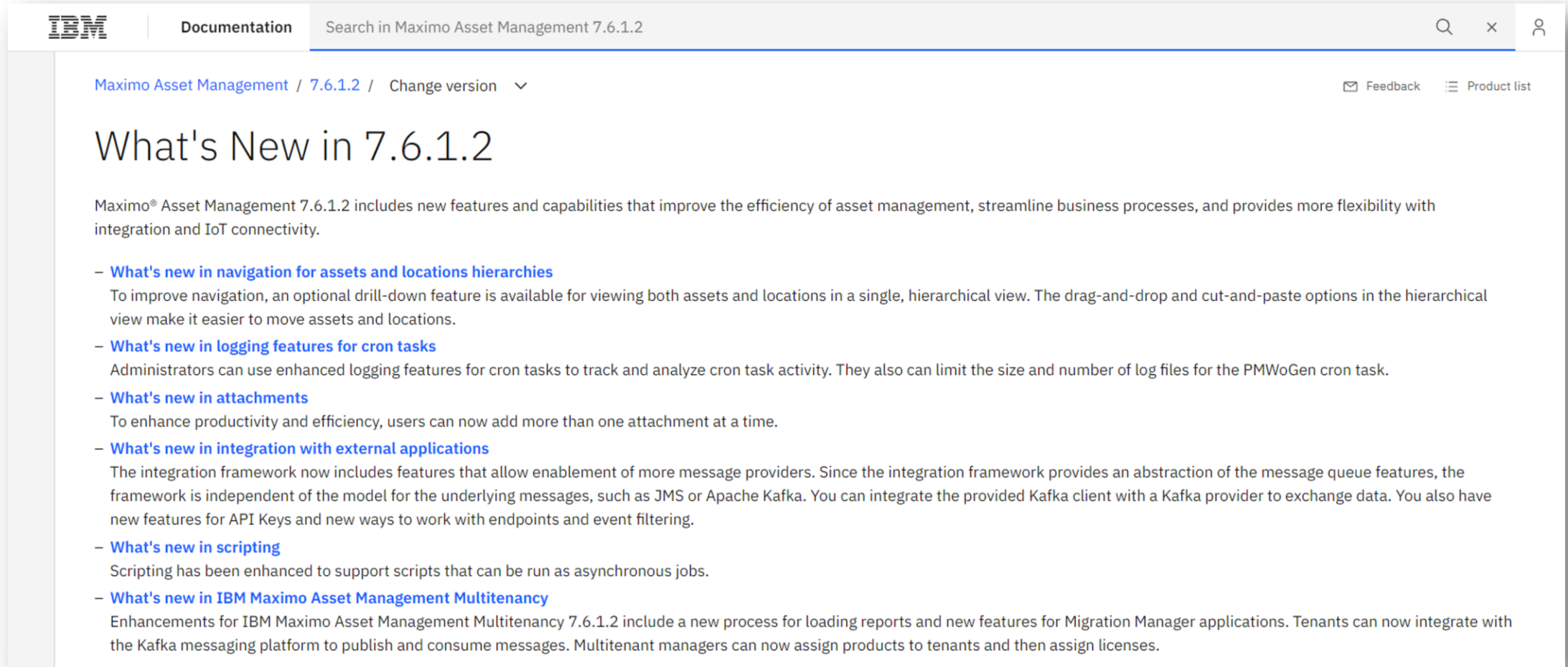
And what more is new in Maximo 7.6.1.2 ...

And what more is new in Maximo 7.6.1.2 ...

The screenshot shows the IBM Maximo 7.6.1.2 documentation page titled 'What's New in 7.6.1.2'. The page header includes the IBM logo, 'Documentation', and a search bar. The breadcrumb trail is 'Maximo Asset Management / 7.6.1.2 / Change version'. The main heading is 'What's New in 7.6.1.2'. The introductory text states: 'Maximo® Asset Management 7.6.1.2 includes new features and capabilities that improve the efficiency of asset management, streamline business processes, and provides more flexibility with integration and IoT connectivity.' The page lists eight new features, each with a brief description:

- **What's new in connectivity**
Connectivity enhancements in Maximo Asset Management include an IoT connector to IoT platforms, push notifications for mobile applications, and the ability to import digital data for assets.
- **What's new in token licensing**
Enhancements to the token licensing model include support for additional industry solutions products and the ability to review current assignments of access types.
- **What's new in license monitoring**
Enhancements for monitoring usage of software licenses include support to additional products, the ability to review current license allocation, and a system property to control which users are shown in the log files.
- **What's new in reporting**
Enhancements for reports in IBM® Maximo Asset Management 7.6.1.2 include a new process for loading reports and entitlement to IBM Cognos® Analytics 11.0.13.
- **What's new in Work Centers**
Enhancements to the Work Centers improve the processes for inventory, work management, and service requests.
- **What's new in storeroom management**
Enhancements to storeroom management include updates to creating storeroom hierarchies, adding items to multiple storerooms, and reordering parts from a storeroom.
- **What's new in email listeners**
Enhancements to email listeners functionality include embedding images from free-form emails and configuring email listeners to use the OAuth 2.0 protocol.
- **What's new in regulatory compliance**
A new, native verification option for electronic signatures is added. Because the new verification option is native to the product, it is independent of external authentication protocols and can now be used with more protocols, such as SAML or OIDC.

And what more is new in Maximo 7.6.1.2 ...



The screenshot shows the IBM Maximo documentation interface. At the top, there's a navigation bar with the IBM logo, 'Documentation', and a search bar containing 'Search in Maximo Asset Management 7.6.1.2'. On the right of the navigation bar are icons for search, close, and user profile. Below the navigation bar, the breadcrumb trail reads 'Maximo Asset Management / 7.6.1.2 / Change version'. To the right of the breadcrumb are links for 'Feedback' and 'Product list'. The main heading is 'What's New in 7.6.1.2'. The introductory paragraph states: 'Maximo® Asset Management 7.6.1.2 includes new features and capabilities that improve the efficiency of asset management, streamline business processes, and provides more flexibility with integration and IoT connectivity.' Below this, there are seven bullet points, each with a sub-heading and a description of a new feature.

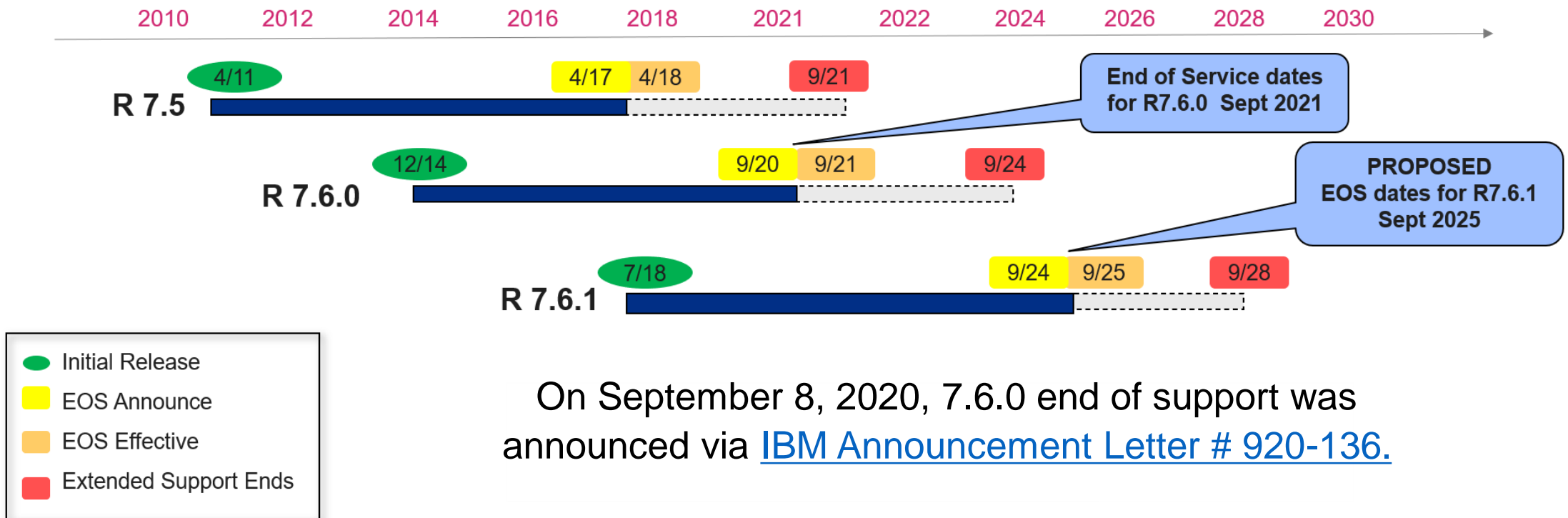
- **What's new in navigation for assets and locations hierarchies**
To improve navigation, an optional drill-down feature is available for viewing both assets and locations in a single, hierarchical view. The drag-and-drop and cut-and-paste options in the hierarchical view make it easier to move assets and locations.
- **What's new in logging features for cron tasks**
Administrators can use enhanced logging features for cron tasks to track and analyze cron task activity. They also can limit the size and number of log files for the PMWoGen cron task.
- **What's new in attachments**
To enhance productivity and efficiency, users can now add more than one attachment at a time.
- **What's new in integration with external applications**
The integration framework now includes features that allow enablement of more message providers. Since the integration framework provides an abstraction of the message queue features, the framework is independent of the model for the underlying messages, such as JMS or Apache Kafka. You can integrate the provided Kafka client with a Kafka provider to exchange data. You also have new features for API Keys and new ways to work with endpoints and event filtering.
- **What's new in scripting**
Scripting has been enhanced to support scripts that can be run as asynchronous jobs.
- **What's new in IBM Maximo Asset Management Multitenancy**
Enhancements for IBM Maximo Asset Management Multitenancy 7.6.1.2 include a new process for loading reports and new features for Migration Manager applications. Tenants can now integrate with the Kafka messaging platform to publish and consume messages. Multitenant managers can now assign products to tenants and then assign licenses.

What's Next

IBM End of Support Announcement (EOS)

Maximo EAM Release Lifecycle Timeline

7.6.0 GA Announced December 2014 – EOS effective date September 2021

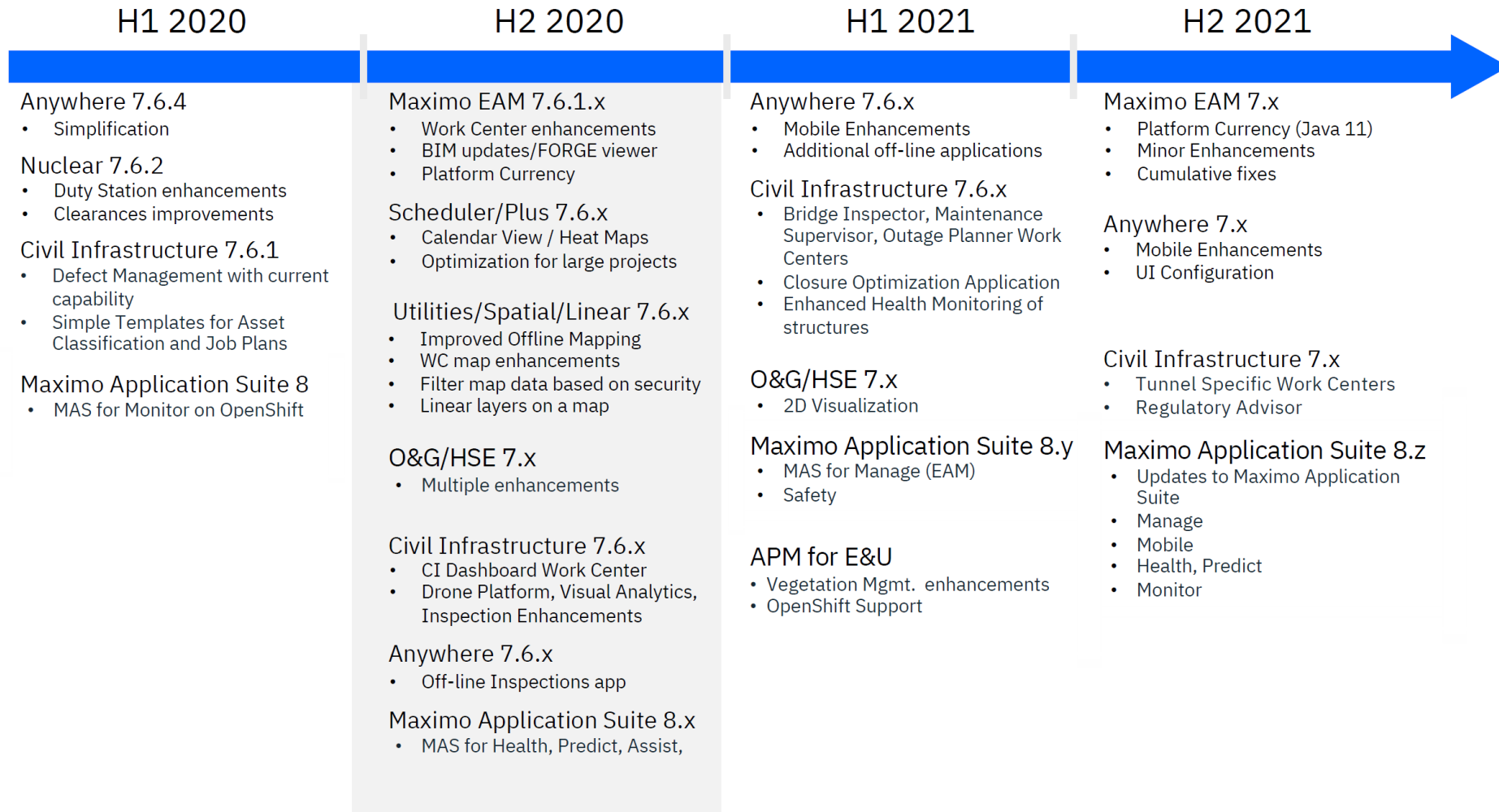


Notice: IBM's statements regarding its plans, directions, and intent are subject to change or withdrawal at IBM's sole discretion. Information regarding potential future products is intended to outline our general product direction and it should not be relied on in making a purchasing decision. The information mentioned regarding potential future products is not a commitment, promise, or legal obligation to deliver any material, code or functionality. Information about potential future products may not be incorporated into any contract. The development, release, and timing of any future features or functionality described for our products remains at our sole discretion.

IBM Software Lifecycle : <https://ibm.biz/BdidVf>

Maximo Roadmap

2-year Maximo Portfolio Roadmap



Notice: IBM's statements regarding its plans, directions, and intent are subject to change or withdrawal at IBM's sole discretion. Information regarding potential future products is intended to outline our general product direction and it should not be relied on in making a purchasing decision. The information mentioned regarding potential future products is not a commitment, promise, or legal obligation to deliver any material, code or functionality. Information about potential future products may not be incorporated into any contract. The development, release, and timing of any future features or functionality described for our products remains at our sole discretion.

Questions



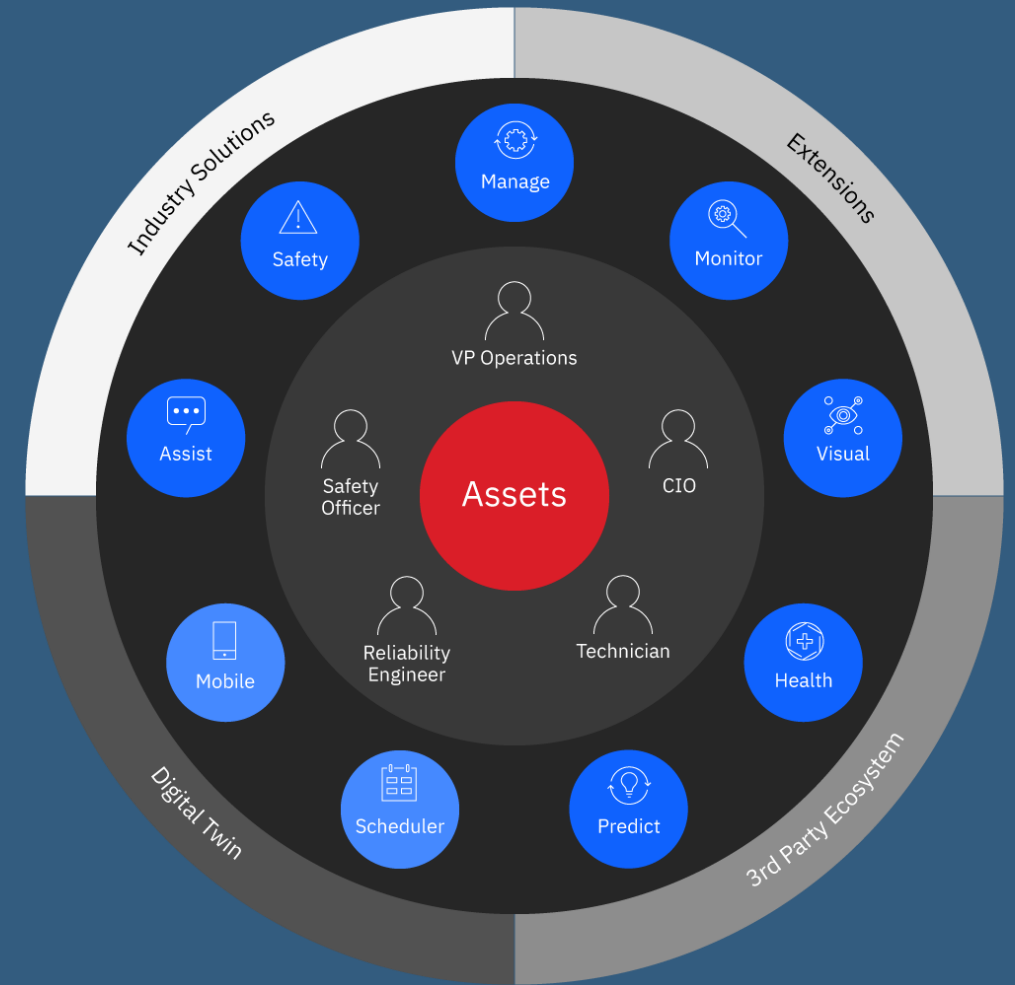
Maximo Application Suite (Maximo 8)

Introducing the next generation solution
for Intelligent Asset Management,
Maintenance and Operations

Maximo Application Suite
Maximo 8

IBM Maximo Application Suite

8.x

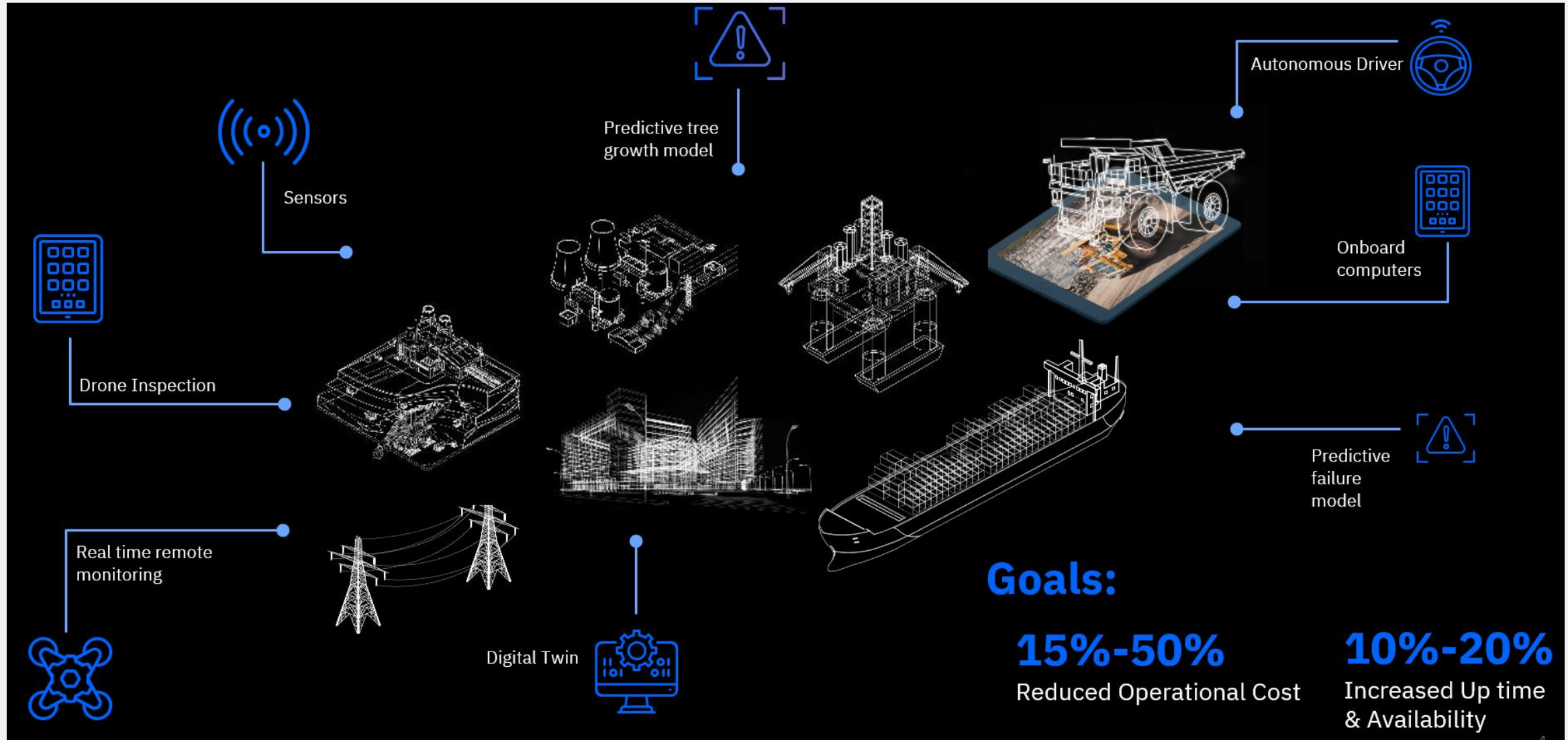




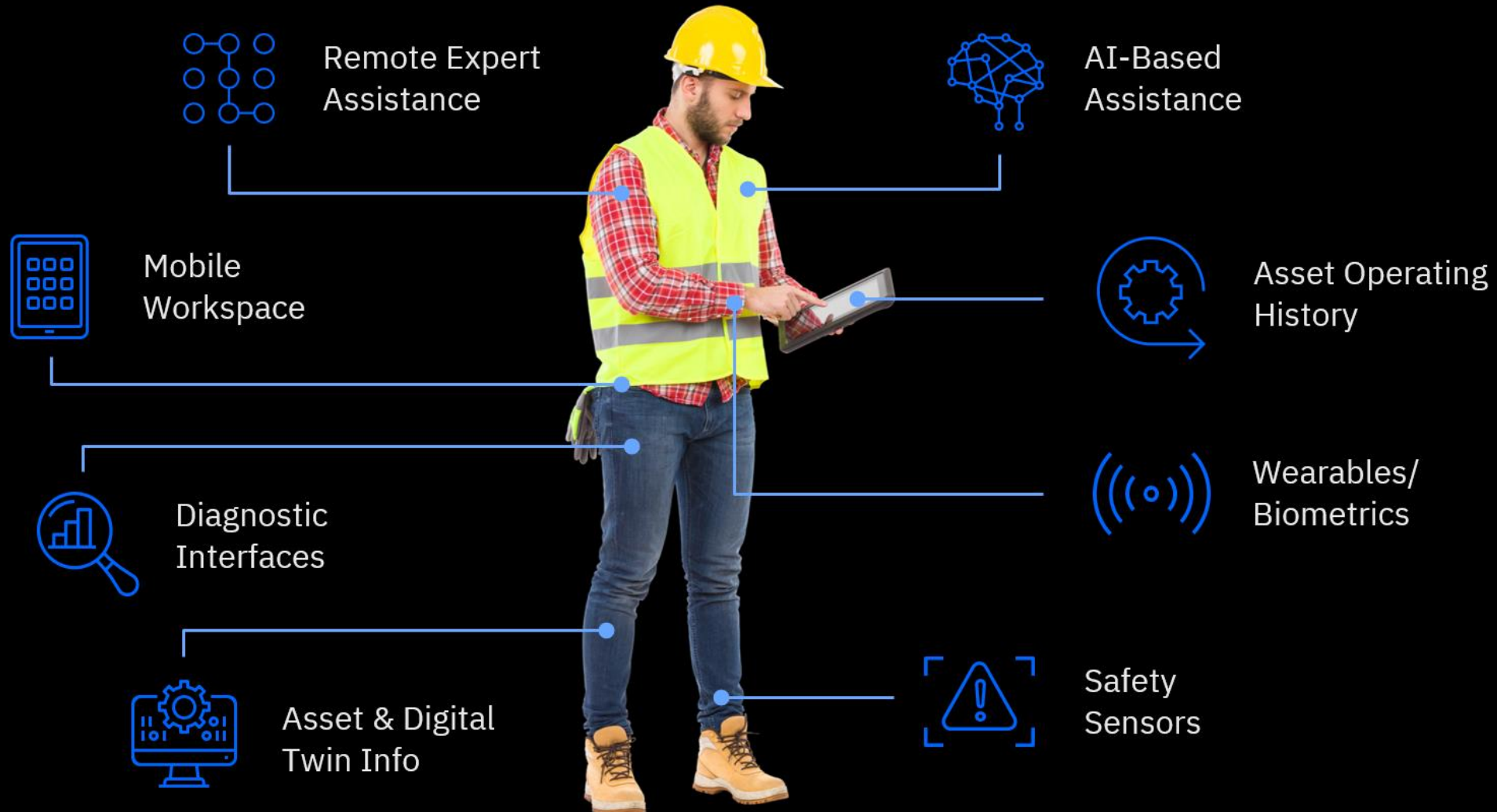
IBM Maximo Application Suite

[Manage the chaos with IBM Maximo Application Suite](#)

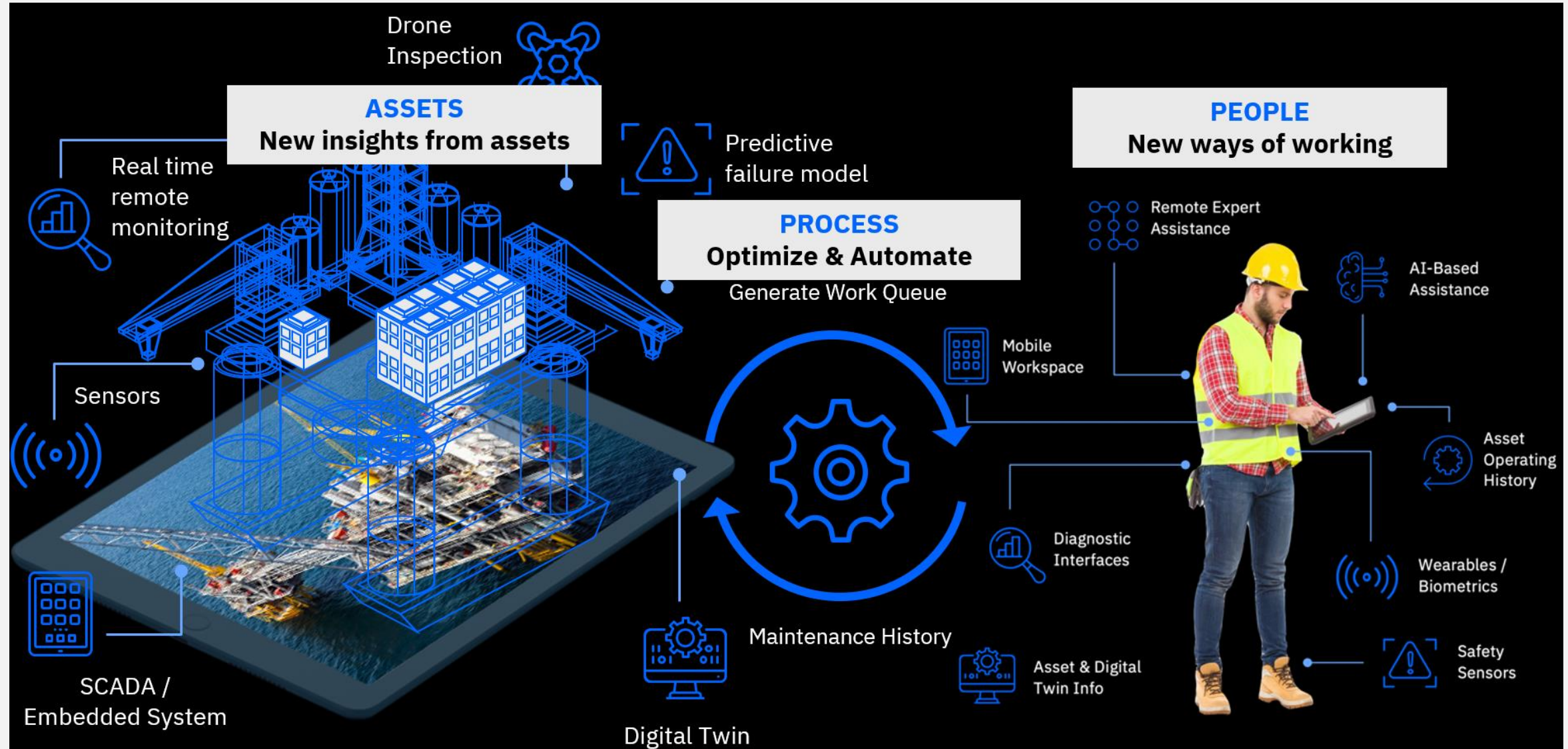
Assets are becoming more Connected



New Ways of Working with Mobility and AI



The Processes are being Optimized and Automated



IBM Maximo Application Suite

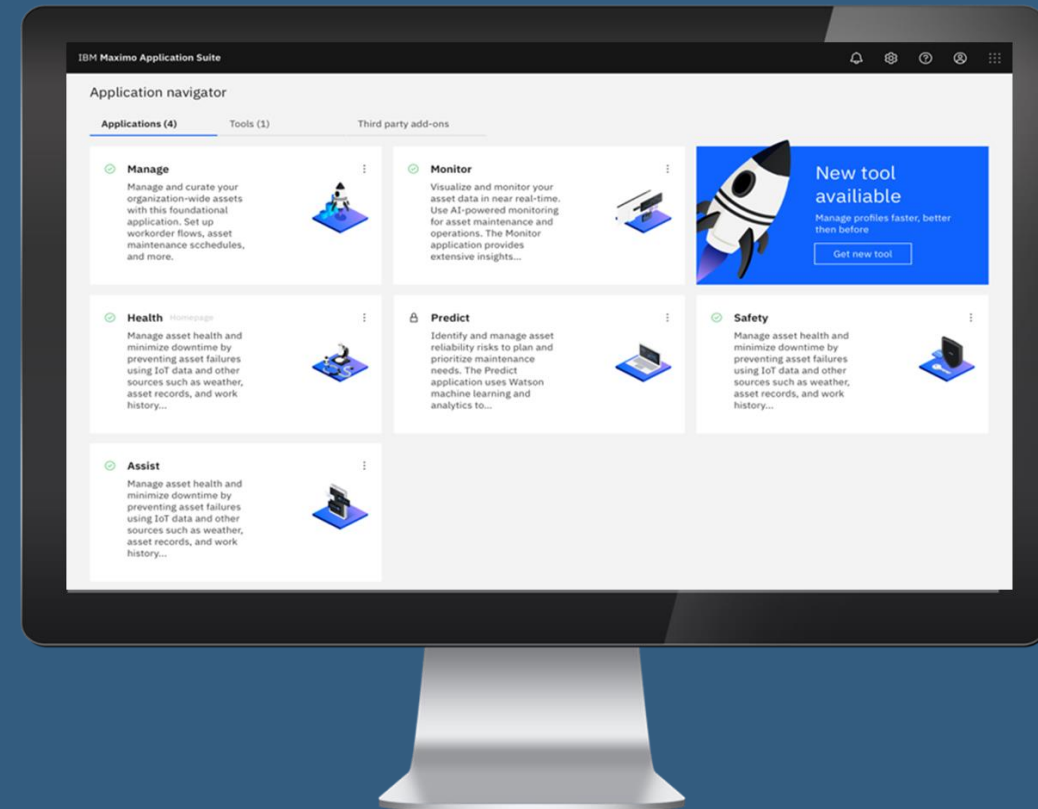
Remote asset monitoring, maintenance and reliability applications in a single platform

Integrated applications, faster installation

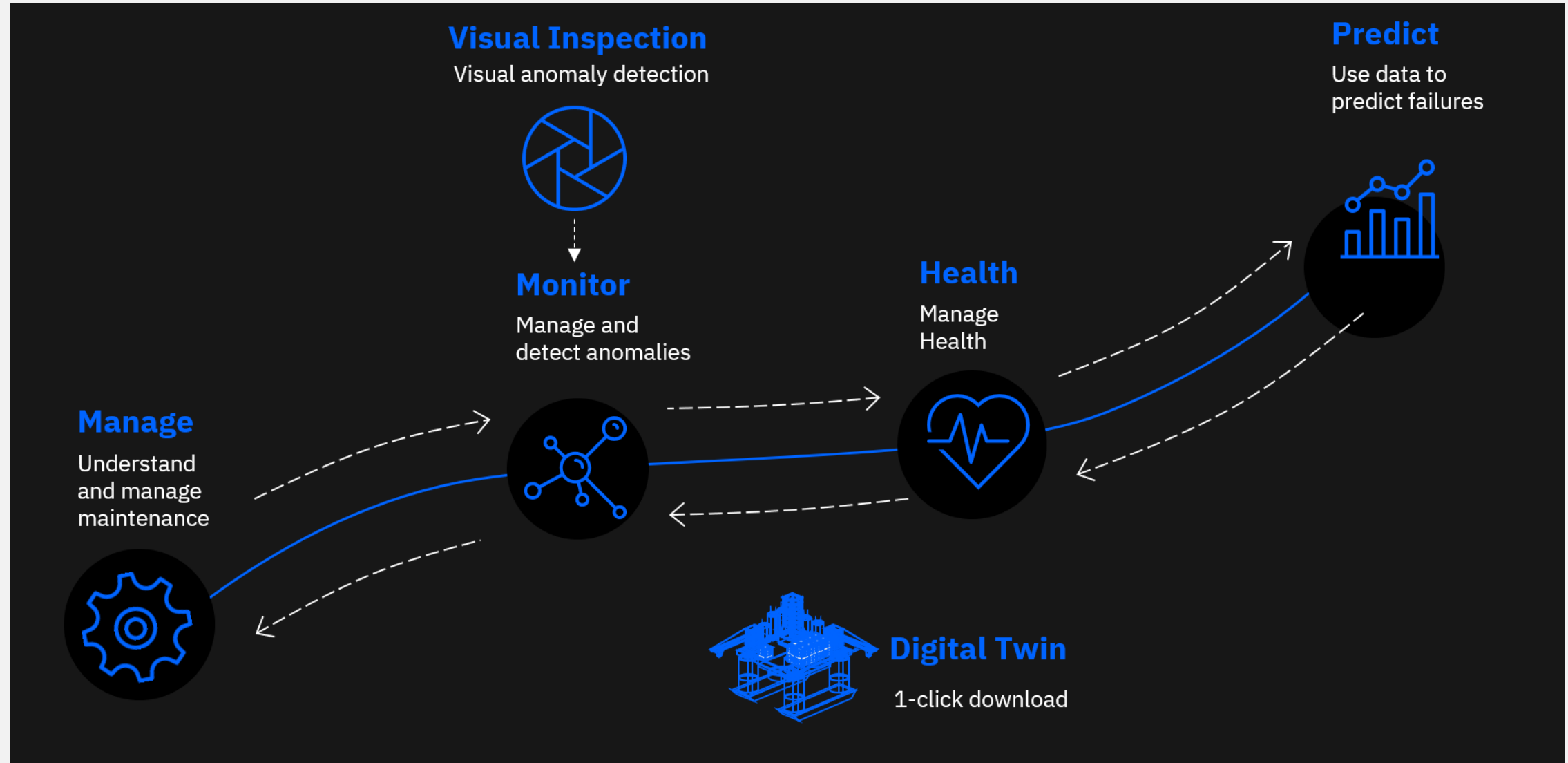
Usage Flexibility - single, simplified licensing model for the entire suite

Multi-cloud deployment

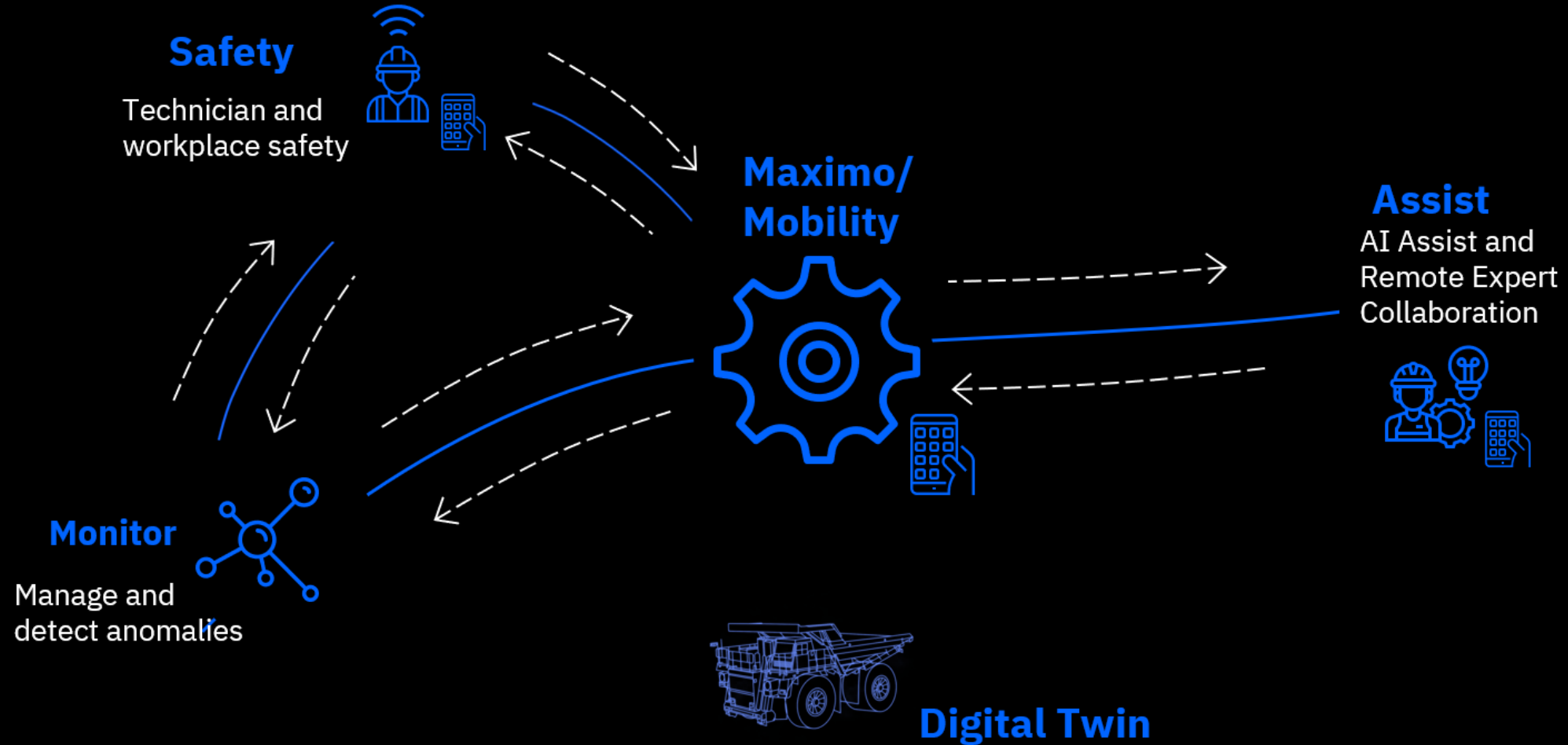
ibm.com/maximo



Supporting customers in their Journey to Predict



Taking Customers Down a Journey: Mobile Technician





IBM MAS - Manage

Asset management

The lifecycle management of the physical assets of an organization.

An asset can be such things as machines, equipment, tools, buildings, plants, vehicles, or ships.

EAM to capture asset data and manage execution of work



IBM MAS - Monitor

Remote Monitoring

Port of Rotterdam puts IoT platform into operation.

The system uses an extensive network of sensors to provide accurate and up-to-date water (hydro) and weather (meteo) data.

Each day, the platform is already processing some 1.2 million data points for models, systems and users.



IBM MAS - Health

Understanding status critical assets with insights of data.

A Water utility company uses MAS – Health for better insight into their capital investment planning.

Need to leverage their Maximo data along with manual inspection data, with a plan to incorporate SCADA information from the assets, and then ultimately leveraging new IOT sensors.



IBM MAS - Predict

Predict the likelihood of future failures by applying machine learning and data analytics.

MARTA wanted to improve the efficiency, safety and reliability of its tunnel ventilation system assets. It sought to upgrade its asset management system from a manual to a predictive model.

- Improved asset condition assessment
- Extended the lifespan of assets

MAS – Visual Inspection

IBM and Boston Dynamics decided to ask the question: can plant data be safely collected and analyzed at the edge?

Using Spot already helps eliminate the need to put sensors on every piece of equipment. Now, IBM is adding the power of AI and Maximo solutions to Spot to provide analytics at the edge. With help from IBM, Spot can interpret what it “sees” through its onboard cameras and sensors.



MAS – Visual Inspection

IBM and Verizon Are Teaming Up on 5G, AI and IoT Industrial Solutions

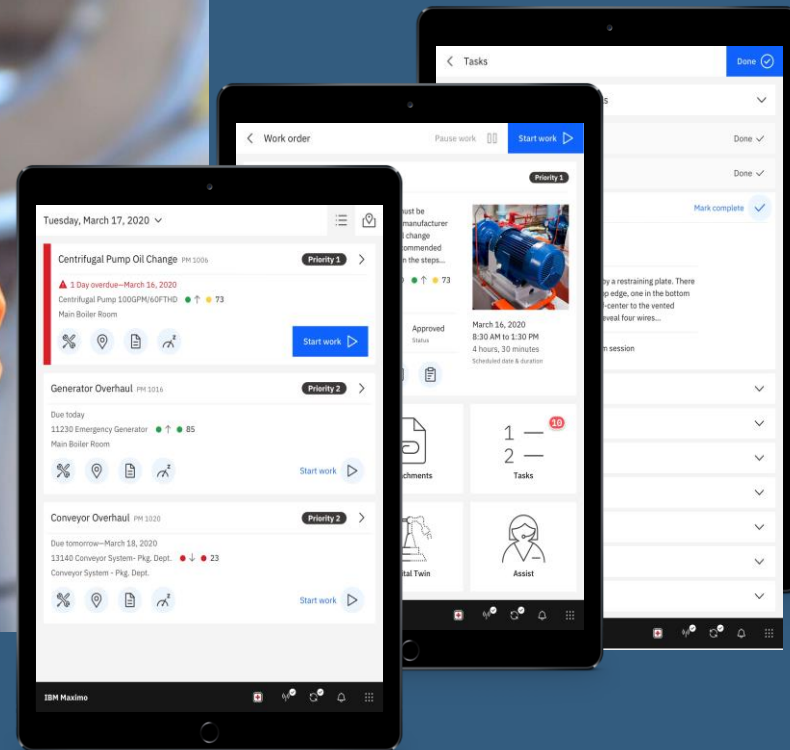

Combined with the power of 5G Ultra Wideband, IBM's Maximo Visual Inspection app on the iPhone 12 lineup can help to reduce unplanned downtime, unnecessary maintenance and helps to identify defects faster.



IBM MAS – Mobile

Deliver the right asset operational data and step-by-step guidance to technicians when and where they need it with AI-powered assistance

Maximo Mobile provides technicians the right asset operational data at the right time — all in the palm of their hand. It helps your technicians scale their expertise, improve asset reliability, and streamline business operations.

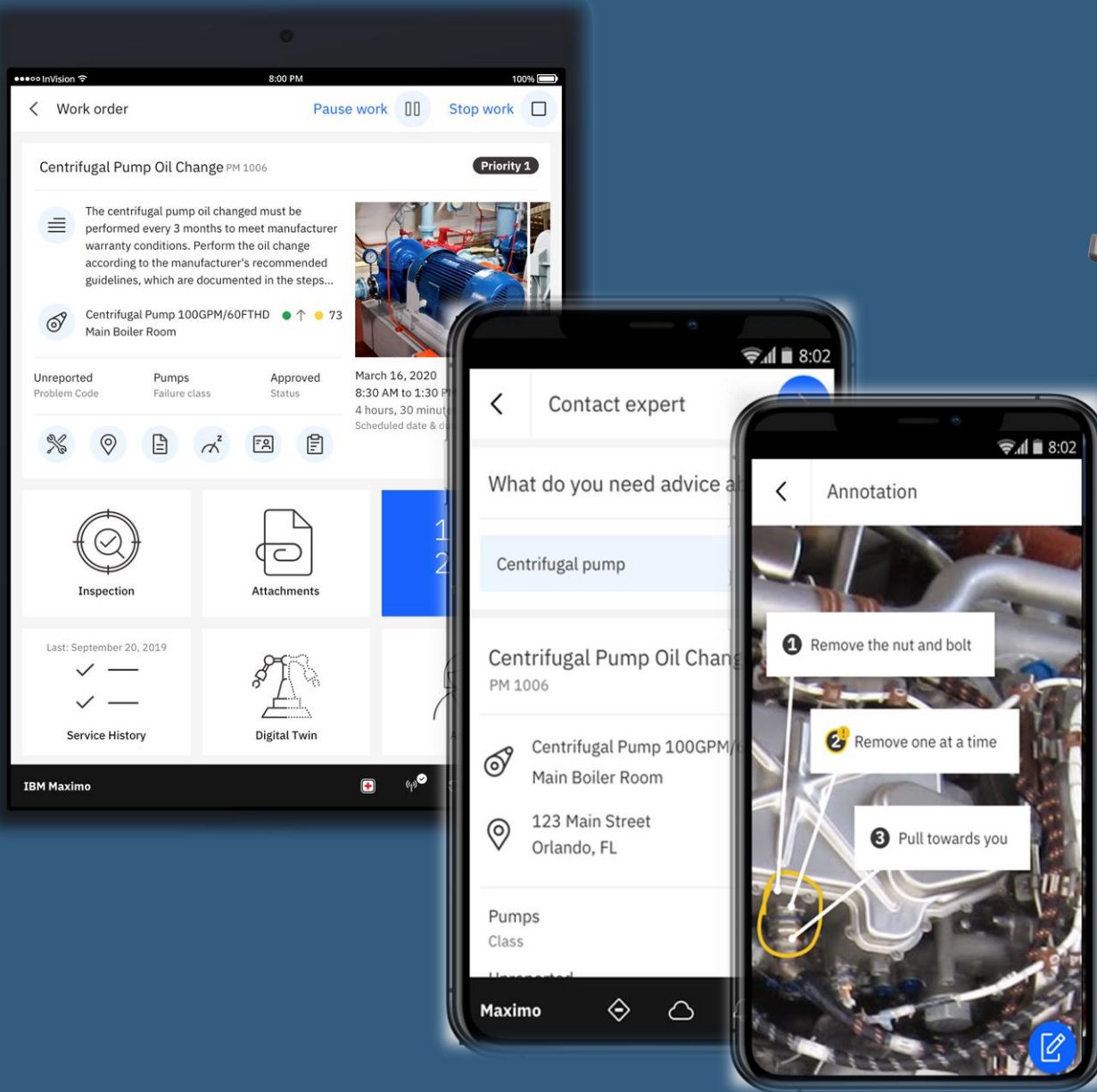


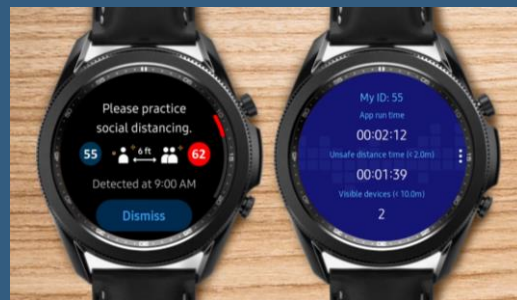
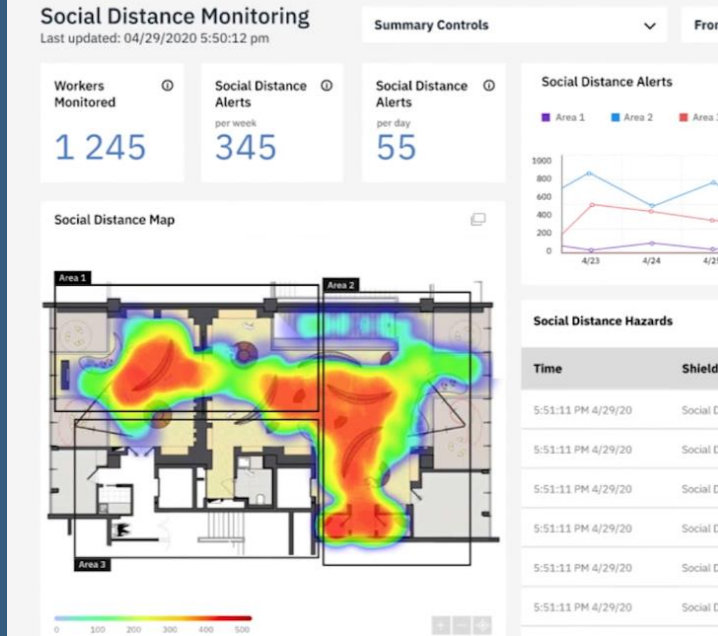
IBM MAS – Assist

Empower technicians to work autonomously by enabling them to obtain AI guidance or remote expert assistance whenever they need it

Use peer assistance to help every technician perform like your best technician

Peer collaboration and Augmented Reality can help reduce repair times by up to 50%





IBM MAS – Safety

Empower Manage workplace safety and worker health

Put compliance at the center of safety to make it easier to identify and eliminate hazards in the work environment.

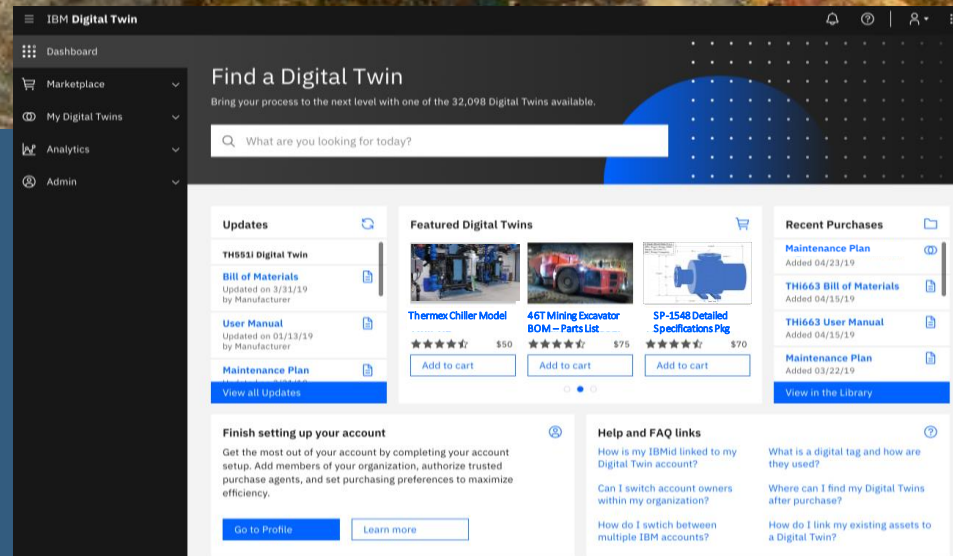
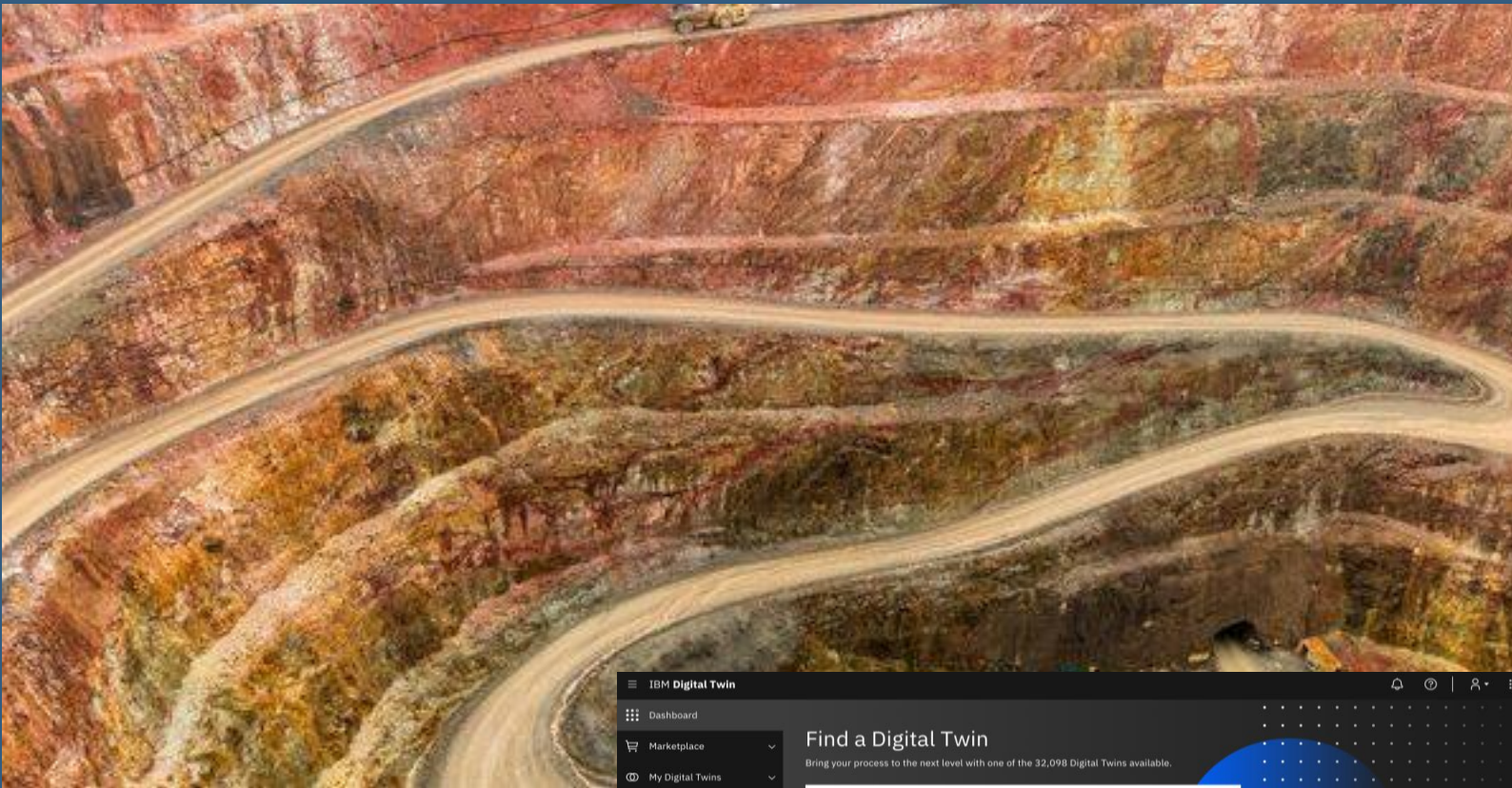
Maximo Safety also helps you adhere to government and medical guidelines for your workplace.

With the pandemic, Samsung partnered with IBM to combine the Galaxy watch with IBM Maximo Safety.

IBM MAS – Digital Twin Exchange

The Digital Twin Exchange is to share digital twin downloads to make it easier to manage connected assets, equipment, and IoT solutions.

Big Iron adds value to mining companies in the asset management consulting space by helping them generate custom and accurate list of BOM, Parts List, Specifications and more.






IBM MAS – for Civil Infrastructure

Deliver predictive, targeted civil infrastructure asset management with an intelligent approach to ensuring public safety

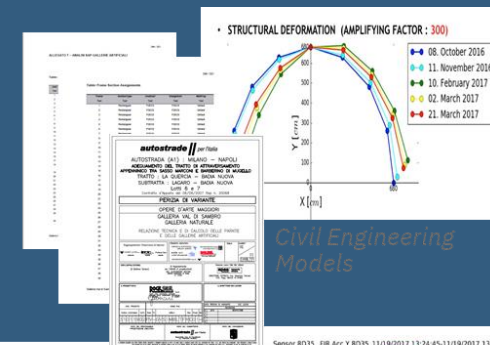
Helps Sund & Bælt inspect infrastructures, access insights with mobile devices on location and use AI technology to carefully and efficiently analyze data about the conditions of bridges, tunnels and other infrastructure elements.



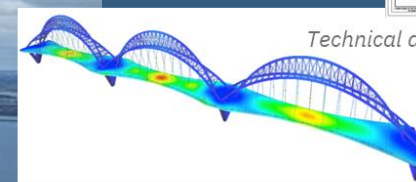
Sund ≈ Bælt
Sund ≈ Bælt



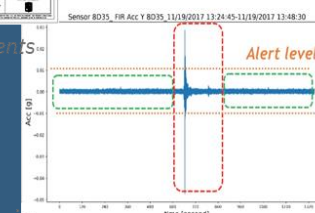
Images & drones



Civil Engineering Models



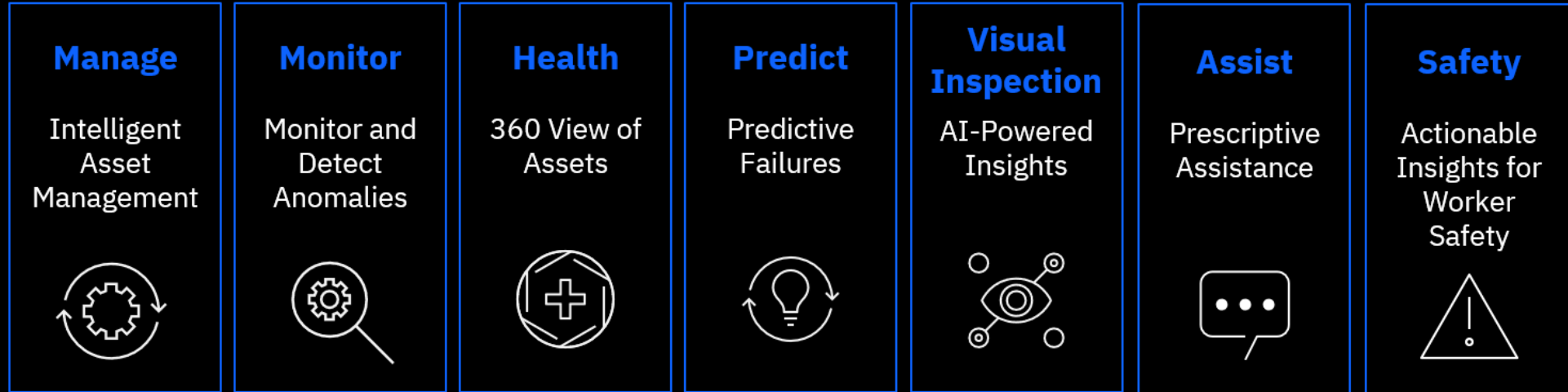
Technical documents



Sensor analysis

“We use 3D models to optimize the maintenance work. We can prepare for the work before we actually send 50 – 100 people down there into a tunnel that is five miles long.”



MAS to provide complete view of your assets



IBM Cloud Pak for Data | IBM Watson Studio | IBM Watson ML | IBM Watson Discovery



Infrastructure Independent
Common Operating Environment



MAS: Simplified Licensing and Usage

1. Single license

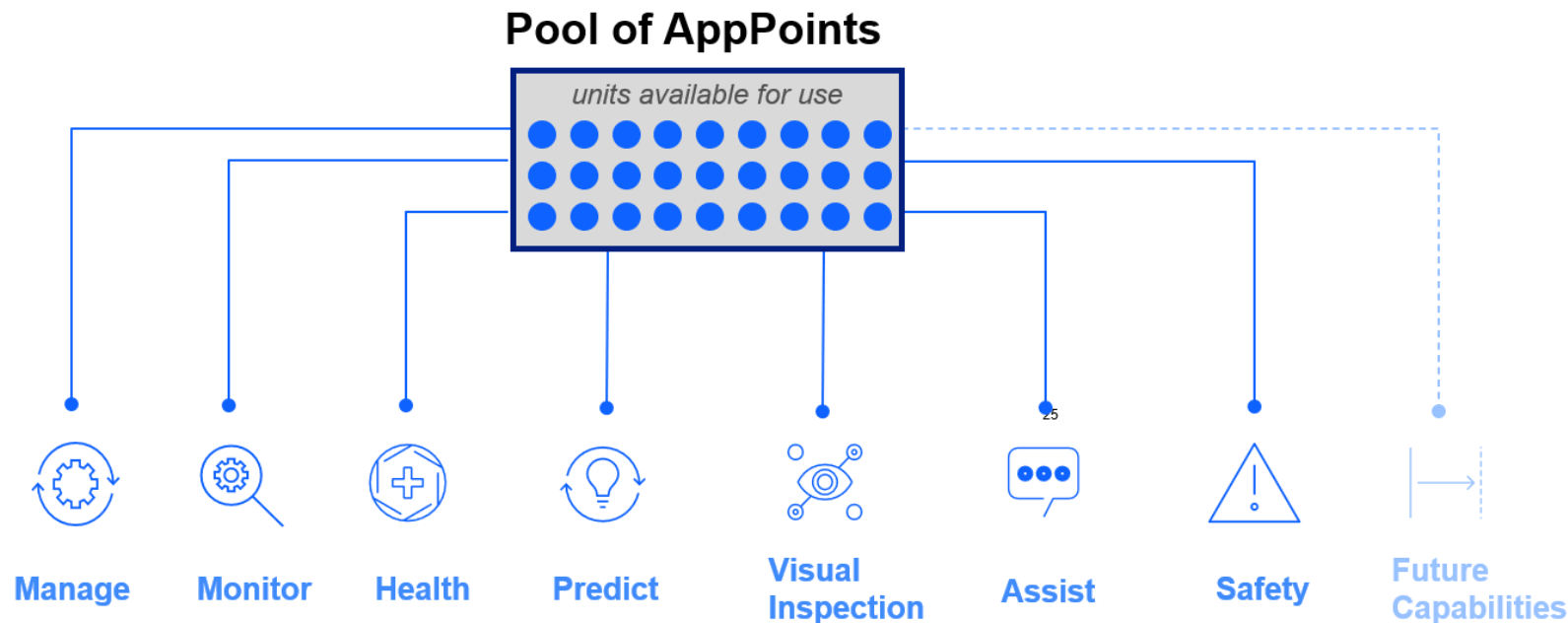
One entitlement to entire Suite

2. Flexible consumption

Sharing of license through concurrent users

3. Simplified usage

Access applications without additional provisioning



MAS AppPoints will be used across suite

Entitlement covers the whole suite. AppPoints are expended based primarily upon different active User types (limited, base or premium)

Available as Subscription or Perpetual Licenses



[IBM Maximo Application Suite Demo](#)

What's Next

Please note

IBM's statements regarding its plans, directions, and intent are subject to change or withdrawal without notice at IBM's sole discretion.

Information regarding potential future products is intended to outline our general product direction and it should not be relied on in making a purchasing decision.

The information mentioned regarding potential future products is not a commitment, promise, or legal obligation to deliver any material, code or functionality. Information about potential future products may not be incorporated into any contract.

The development, release, and timing of any future features or functionality described for our products remains at our sole discretion.

MAS: Roadmap per release

2021

2022

Released July 27th, 2021

MAS 8.5.0

AI Driven Asset Performance

- **Visualization** - Clustering of Asset on Map
- **Visualization** - Enhanced alert table; alert thresholds on line chart cards
- **Inspection** - Configure visual inspections at the Edge
- **Model Management** - Deploy and manage models
- **Performance** - Data ingestion and Analytic pipeline improvements

Mobile for technicians

- Cross-application support for Windows devices; multi-factor authentication
- **Technician** - Create and edit work; request and issue materials; report downtime; multi-asset/location; QR Codes
- **Inspections** - Batch inspections

Integrations & Digital Twin

- **Add-on Humei** - Parts identifier
- **Add-on Omnio** - edge connector add-on

Hybrid cloud & Managed Service

- Support Openshift Operator Lifecycle Management

MAS 8.x.0

AI Driven Asset Performance

- **Visualization** - View asset hierarchy; Consolidated view of SCADA alerts/alarms
- **Visualization** - E&U substation transformer dissolved gas analysis; Manage asset performance based on functional locations
- **Inspection** - Support NVIDIA A100 for training/inference
- **Model support** - Integration of custom models into Monitor; Connectivity models w/ Cloudera for E&U; 6 new E&U asset models
- **Prediction** - Define and identify contextual anomalies; Data quality assessment for Predict Models
- **Replacement Planning** - Enhanced EOL views
- **Integration** - Connect inspection results data from the Edge
- **Configuration** - Create a new work queue; Import/Export site setup

Enterprise Asset Maintenance

- Modernized Dispatching and Scheduling function

Industry Solutions

- **Civil Infra.** - AI Defect Detection Models for concrete

Mobile for technicians

- **Service Request** - Introduce ability to create service requests
- **Approvals** - Introduce ability to do work approvals
- **Technician** - View Asset Health information; Support of linear assets; task management; tool actuals; copy plans to actual materials
- **Inspections** - Voice enabled inspections; view historical data; photo markup and failure codes as responses
- Cross application support for Push Notifications; Physical Signatures; dynamic queries; RFID
- **Mobile GIS/Maps** - Additional map providers; expanded actions directly from map; markup and annotation on maps
- **Assist** - Increased precision and usability for annotations

Integrations & Digital Twin

- **Digital Twin** - Asset centric view supporting mapping artifacts to an asset

Hybrid cloud & Managed Service

- Common data dictionary service
- Authorized user license type support

MAS 8.y.0

AI Driven Asset Performance

- **Visualization** - Create/Edit hierarchy; Create and view trends; Analyze time spent in state
- **Visualization** - Hierarchical asset scoring and grid view; Analyze KPIs for groups of assets
- **Failure Analysis** - Automated failure mode extraction
- **Replacement Planning** - Asset replacement investment planning
- **Inspection** - Bar code and text recognition; Image pre-processing and model chaining at the Edge
- **Performance** - Ingest and visualize large volumes of data

Enterprise Asset Maintenance

- Maintenance Supervisor enhanced capabilities
- Maintenance Manager enhanced capabilities
- Asset Manager enhanced capabilities
- Scheduler and optimization functions

Industry Solutions

- **Nuclear** - Mobile, Clearance enhancement, Line-ups
- **Oil&Gas** - Initial Maintenance Manager Work Center mock-up
- **Transportation** - Mobile Part replacement mgmt

Mobile for technicians

- **Calibration** - Support for technicians doing equipment calibrations
- Visualization of Maximo Monitor data & Digital Twins
- **Technician** - Expanded support of Crews; asset details;
- **Inspections** - Asset status and single page responses
- **Mobile GIS/Maps** - Indoor maps; linear asset visualization; Search on a map
- **Safety** - Integration into Maximo Mobile to support technicians and inspectors

Integrations & Digital Twin

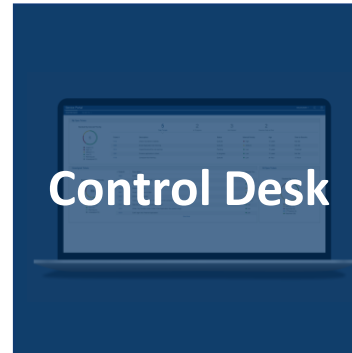


- **Connector** - OSI Pi Integration

Hybrid cloud & Managed Service

- **MAS as a SaaS offering - MVP**
- Support on Power Platform
- Support on ARO/ROSA

Questions





MACS B.V.

Science Park Eindhoven 5234
5692 EG Son en Breugel
The Netherlands
+31 (0)88 22 77 000

MACS BV

Museumstraat 8
2000 Antwerpen
Belgium
+32 (0) 32371755

Contact us

 www.macs.eu

 info@macs.eu

 [@MACS_EU](https://twitter.com/MACS_EU)

 [MACS](https://www.linkedin.com/company/macs)

 [MACS](https://www.facebook.com/MACS)

 [MACS](https://www.youtube.com/MACS)

MACS

Management Consultancy
and Solutions